



# Product Catalogue


English - Vol. 23.2.1

## Order and customer service

Phone +49 911 95885-0

More about CITO at [www.cito.de](http://www.cito.de)


# Contents



## BoxLine

... for creasing and diecutting technology


Creasing Systems, Cutting Plates, CITO BALANCE PROFILE, Makeready Material, Tools for nicks, Cleaning Agent, CITO Rule Puller, CITO SHEET RAMP



## FormLine

... for diemaking


Ejection Material, Adhesives and Glue, Plotter Auxiliaries Counterboard Material, Stripping Components, Blanking Components, Perforating and embossing tools, Accessories for Diemaking



## PrintLine

... for offset and flexo printing

RSP Inline Finishing Systems, RSP Accessories, Offset Articles, Flexographic Printing Articles, Envelope Feeder



## ProcessLine

... for production and testing processes

Colour, Crease, Corrugated Board, Braille Measuring Devices

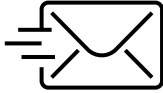


## KnowHow

... for optimum application

Online Seminars, Inhouse Training

# Good reasons for your purchase



## Do not miss out on any more promotions

Subscribe to our newsletter and be the first to find out about promotions and products.

[www.cito.de/newsletter](http://www.cito.de/newsletter)



## CITO-App-Service – direct, online and worldwide!

Use the CITO Abacus Web App for selecting the optimum creasing system. Also included in the App: the latest news and catalogue download.

[app.cito.de](http://app.cito.de)



## Always up-to-date

Visit our page on LinkedIn and find out interesting news about our products and our company.


[www.linkedin.com/company/cito-system/](http://www.linkedin.com/company/cito-system/)



## No wishes remain open

Visit our homepage and discover an extensive range of quality products, solutions and tips on use, under the BoxLine, FormLine, PrintLine and ProcessLine sections.

[www.cito.de](http://www.cito.de)



## Information – available quickly and easily

Visit our Media-Center, where you will find a comprehensive collection of product information, documents, technical information and videos on how to use our products.

[www.cito.de/media](http://www.cito.de/media)

# CITO service – always in the right place ...



## ... in Germany

For expert advice and support, the CITO sales team is at your disposal.

[www.cito.de/sales-department](http://www.cito.de/sales-department)



## ... in Europe, via the CITO GROUP companies

The CITO GROUP consists of the company CITO-SYSTEM GmbH (Germany) and its subsidiaries CITO UK Ltd. (Great Britain), CITO Italia Srl (Italy), CITO CZ s.r.o. (Czech Republic) and PolyMX bv (The Netherlands).


[www.cito.de/group](http://www.cito.de/group)



## ... globally, via more than 90 exclusive agencies

You can benefit from our products and service even from outside Germany.


[www.cito.de/agencies](http://www.cito.de/agencies)



Material and solutions for  
creasing and diecutting technology

# CITO BoxLine

## Overview BoxLine




### Creasing Systems

CITO Abacus – calculation aid for creasing matrix

Certified Creasing Systems

CITO ULTIMATE, CITO DYNAMIC, CITO BASICplus, CITO PLAST

Creasing Accessories



### Diecutting Technology

Cutting Plates

CITO BALANCE PROFILE


Makeready Material

Tools for nicks

Cleaning Agent

CITO Rule Puller

CITO SHEET RAMP



## CITO Creasing Systems





## CITO Abacus

CITO Calculation aid for creasing matrices

You can easily and reliably calculate your ideal creasing matrix with the **CITO Abacus app** or online at [www.cito.de](http://www.cito.de):

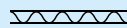
- Select the right calculator.
- Enter the material thickness.
- Depending on the material and its thickness the CITO Abacus will automatically recommend the appropriate creasing matrices.



Cardboard



[cito.de/abacus/ca](http://cito.de/abacus/ca)



Corrugated board

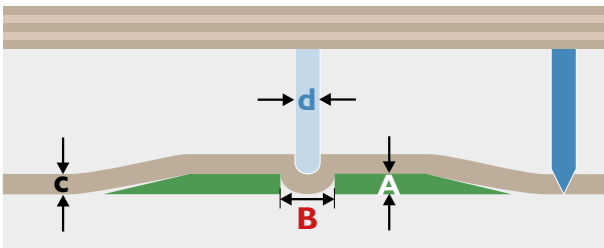


[cito.de/abacus/co](http://cito.de/abacus/co)

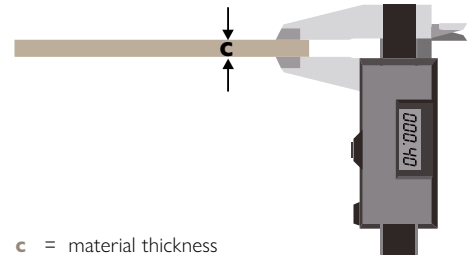
Tip: the CITO Abacus is also available as a handy slide rule for everyday use in production. Do not hesitate to ask if you would like to receive one!

Note: different values for CITO PLAST. Use our table of recommendations here for CITO PLAST at [www.cito.de](http://www.cito.de)

# CITO Abacus – for cardboard



**A** = channel depth    **B** = crease width    **d** = creasing rule width



**c** = material thickness

**1. Measure the thickness of material **c****

The material thickness of the cardboard determines the creasing rule height.

**c** =  mm

**2. Determine channel depth **A****

Designed for material thickness of 0.2 – 1.65 mm

**A** = **c** =  mm

**3. Measure creasing rule width **d****

Recommendation for Creasing rule width **d**:  
 1.5pt/0.52 mm for material up to 0.30 mm  
 2pt/0.71 mm for material up to 0.58 mm

3pt/1.05 mm for material up to 0.85 mm  
 4pt/1.42 mm for material up to 1.20 mm  
 6pt/2.10 mm for material over 1.21 mm

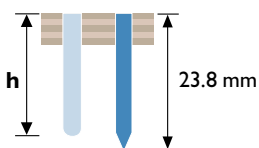
**d** =  mm

**4. Calculation of the crease width **B****

**B** = (**c** × 1.5) + **d** =  mm

**RESULT** Optimal creasing system = **A** × **B**

×  mm  
 channel depth                      crease width

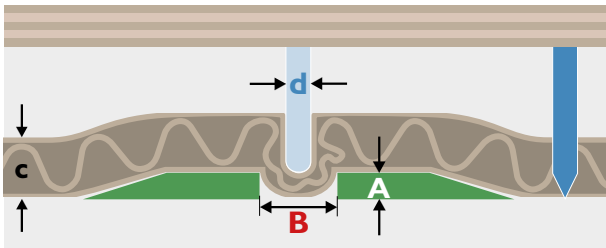


**Calculation of the creasing rule height **h****

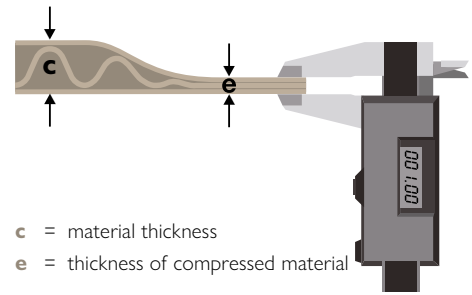
The material thickness of the cardboard determines the creasing rule height.

**h** = 23.8 mm - **c** =  mm

# CITO Abacus – for corrugated board



**A** = channel depth    **B** = crease width    **d** = creasing rule width



**c** = material thickness  
**e** = thickness of compressed material

**1. Measure the thickness of compressed material **e****

The thickness of compressed material of the corrugated board determines the creasing rule height.

**e** =  mm

**2. Determine channel depth **A****

Designed for material thickness of 0.5 – 1.3 mm

**A** = **e** =  mm

**3. Measure creasing rule width **d****

Recommendation for Creasing rule width **d**:  
1.5pt/0.52 mm for material up to 0.30 mm  
2pt/0.71 mm for material up to 0.58 mm

3pt/1.05 mm for material up to 0.85 mm  
4pt/1.42 mm for material up to 1.20 mm  
6pt/2.10 mm for material over 1.21 mm

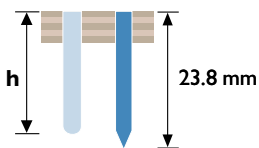
**d** =  mm

**4. Calculation of the crease width **B****

**B** = (**e** × 2.0) + **d** =  mm

**RESULT** Optimal creasing system = **A** × **B**

×  mm  
channel depth                      crease width



**Calculation of the creasing rule height **h****

The thickness of compressed material of the corrugated board determines the creasing rule height.

**h** = 23.8 mm - **e** =  mm



## Certified Creasing Systems

for the manufacture folding carton packaging for food



### Production Reliability & Product Safety

Our certified creasing systems combine production safety with product safety.

- ✓ Safe for the manufacture of folding cartons for foods
- ✓ Conform with the EU Directive for food contact materials (EC No. 1935/2004 Art. 3 and 17)

We are aware of our responsibility for human health, safe production processes and sustainable products. With our certified materials we offer the packaging manufacturers quality products, which they can use safely in the production of food packaging.

In the production process of packaging, which comes into direct or indirect contact with food, it is necessary that these materials can be used safely for the manufacture of food packaging. During the production of the packaging, particles of material coming in contact with them are abraded and are deposited on or in the packaging material. This also affects the creasing matrices, which are placed on the cutting plate and come into direct contact with the packaging material during the diecutting process.


CITO ULTIMATE is the first creasing system worldwide, to be certified as safe for the production of folding carton packaging for food. The high-performance film-based creasing system can therefore be used for the production of food packaging with a clear conscience.

Use safe processes and top quality! You can rely on this when you use our certified materials!



Learn more about materials  
for food packaging:

[www.cito.de/certified-creasing-systems](http://www.cito.de/certified-creasing-systems)



## CITO ULTIMATE



The unique high performing film-based creasing matrix with a flexible surface – with ISEGA certificate

CITO ULTIMATE offers the greatest size variety available on the market and is recognized as the leading creasing matrix worldwide. The ideal creasing system for all applications and materials – whether virgin fibre or recycled material, paper or folding cartons, laminated micro flute or corrugated board, fully imprinted, UV coated or foil laminated. Perfect handling due to Fingerlift technique and easy to trim with the knife.

Outstanding adhesive power on the cutting plate and residue-free removal thanks to EasyFix technology.

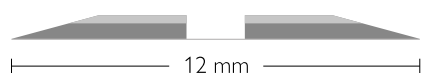
The profile of the creasing matrix is **colour-coded**. This means that the correct creasing strip can be easily identified by the colour, preventing use of an inappropriate size. In addition, the labelling on the locator is clearly legible and printed with high frequency. Even with small creasing strips, the converter can be sure that they are using the correct size. Mixing up of the sizes is thus avoided.

Colour-coding means safe and efficient processes, smooth workflow and optimum machine performance. The result: Reliable and consistently high product quality.

The advantages:

- Flexible coating on a sturdy base for consistently high crease quality from the first to the last sheet, even for extremely large runs
- All versions with SG technology
- Reduces cracking of the crease
- Ideal for repeat jobs or for archiving in combination with cutting plates
- Available in around 600 different sizes, versions and specials
- European patent application EP 15 001 869.5

## CITO ULTIMATE Overall width 12 mm



H × W mm	H × W mm	H × W mm	H × W mm	H × W mm	H × W mm	H × W mm
0.2 × 0.6	0.3 × 0.6	0.4 × 0.6				
0.2 × 0.7	0.3 × 0.7	0.4 × 0.7	0.5 × 0.7			
0.2 × 0.8	0.3 × 0.8	0.4 × 0.8	0.5 × 0.8	0.6 × 0.8		
0.2 × 1.0	0.3 × 1.0	0.4 × 1.0	0.5 × 1.0	0.6 × 1.0		
0.2 × 1.1	0.3 × 1.1	0.4 × 1.1	0.5 × 1.1	0.6 × 1.1		
0.2 × 1.2	0.3 × 1.2	0.4 × 1.2	0.5 × 1.2	0.6 × 1.2		
0.2 × 1.3	0.3 × 1.3	0.4 × 1.3	0.5 × 1.3	0.6 × 1.3	0.7 × 1.3	
	0.3 × 1.4	0.4 × 1.4	0.5 × 1.4	0.6 × 1.4		
	0.3 × 1.5	0.4 × 1.5	0.5 × 1.5	0.6 × 1.5	0.7 × 1.5	
	0.3 × 1.6	0.4 × 1.6	0.5 × 1.6	0.6 × 1.6	0.7 × 1.6	
	0.3 × 1.7	0.4 × 1.7	0.5 × 1.7	0.6 × 1.7	0.7 × 1.7	0.8 × 1.7
	0.3 × 1.9	0.4 × 1.9	0.5 × 1.9	0.6 × 1.9	0.7 × 1.9	0.8 × 1.9

## CITO ULTIMATE Shoulder width 6 mm



H × W mm	H × W mm	H × W mm	H × W mm	H × W mm	H × W mm	H × W mm
0.5 × 2.1	0.6 × 2.1	0.7 × 2.1	0.8 × 2.1			
0.5 × 2.3	0.6 × 2.3	0.7 × 2.3	0.8 × 2.3	1.0 × 2.3		
0.5 × 2.5	0.6 × 2.5	0.7 × 2.5	0.8 × 2.5	1.0 × 2.5		
0.5 × 2.7	0.6 × 2.7	0.7 × 2.7	0.8 × 2.7	1.0 × 2.7		
	0.6 × 3.0	0.7 × 3.0	0.8 × 3.0	1.0 × 3.0	1.2 × 3.0	
	0.6 × 3.2	0.7 × 3.2	0.8 × 3.2	1.0 × 3.2	1.2 × 3.2	
	0.6 × 3.5	0.7 × 3.5	0.8 × 3.5	1.0 × 3.5	1.2 × 3.5	
	0.6 × 4.0	0.7 × 4.0	0.8 × 4.0	1.0 × 4.0	1.2 × 4.0	1.5 × 4.0*
	0.6 × 4.5	0.7 × 4.5	0.8 × 4.5	1.0 × 4.5	1.2 × 4.5	
	0.6 × 5.0	0.7 × 5.0	0.8 × 5.0	1.0 × 5.0	1.2 × 5.0	1.5 × 5.0*
	0.6 × 6.0	0.7 × 6.0	0.8 × 6.0	1.0 × 6.0	1.2 × 6.0	1.5 × 6.0*
			0.8 × 7.0	1.0 × 7.0	1.2 × 7.0	
						1.7 × 5.0*
						1.7 × 6.0*

Matched to 4pt, 6pt and 8pt for easier handling when equipping the tools.

### Locator for creasing rules of widths 4 - 6 pt (1.42 - 2.10 mm)

H × W mm	H × W mm	H × W mm	H × W mm	H × W mm	H × W mm
0.6 × 3.0/2	0.7 × 3.0/2	0.8 × 3.0/2	1.0 × 3.0/2		
0.6 × 3.2/2	0.7 × 3.2/2	0.8 × 3.2/2	1.0 × 3.2/2		
0.6 × 3.5/2	0.7 × 3.5/2	0.8 × 3.5/2	1.0 × 3.5/2		
0.6 × 4.0/2	0.7 × 4.0/2	0.8 × 4.0/2	1.0 × 4.0/2	1.2 × 4.0/2	
			1.0 × 5.0/2		

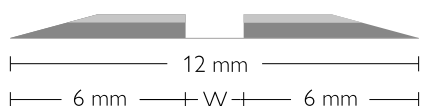
### Locator for creasing rules of widths 8 pt (2.84 - 3.00 mm)

H × W mm	H × W mm	H × W mm	H × W mm	H × W mm	H × W mm
0.6 × 4.0/3		0.8 × 4.0/3		1.2 × 4.0/3	
0.6 × 5.0/3		0.8 × 5.0/3	1.0 × 5.0/3	1.2 × 5.0/3	1.5 × 5.0/3*
0.6 × 6.0/3		0.8 × 6.0/3	1.0 × 6.0/3	1.2 × 6.0/3	1.5 × 6.0/3*
0.6 × 7.0/3		0.8 × 7.0/3	1.0 × 7.0/3		
		0.8 × 8.0/3	1.0 × 8.0/3		

Further sizes regarding creasing channel depth, width and locator available upon demand

Contents of box: 50 × 70 cm = 35 m  
\* Base material differs

## CITO ULTIMATE CMR




Design and quality as CITO ULTIMATE on reels. Ideal for the production of larger packaging and displays. Less waste.

H x W mm	H x W mm	H x W mm	H x W mm	H x W mm	H x W mm	H x W mm	H x W mm	H x W mm
0.3 x 0.8	0.4 x 1.0	0.5 x 1.3	0.6 x 1.7	0.8 x 2.1	0.8 x 2.7	1.0 x 3.0	1.0 x 4.0	1.2 x 4.0
0.3 x 1.0	0.4 x 1.2	0.5 x 1.5	0.6 x 1.9	0.8 x 2.3	0.8 x 3.2		1.0 x 5.0	
0.3 x 1.2	0.4 x 1.3		0.6 x 2.1	0.8 x 2.5	0.8 x 3.5			
0.3 x 1.3	0.4 x 1.5		0.6 x 2.3					
			0.6 x 2.5					
			0.6 x 2.7					
			0.6 x 3.0					
- 37 m -	- 37 m -	- 35 m -	- 35 m -	- 30 m -	- 28 m -	- 28 m -	- 25 m -	- 25 m -

Further sizes regarding creasing channel depth, width and locator available upon demand

- Metres per reel -

## CITO ULTIMATE Multipack



With five different sizes in one package.

Order no.	Description	H x W mm	Contents
ALU13001	CITO ULTIMATE Multipack 0.3	0.3 x 1.0 / 1.1 / 1.2 / 1.3 / 1.4	10 pieces each
ALU14001	CITO ULTIMATE Multipack 0.4	0.4 x 1.1 / 1.2 / 1.3 / 1.4 / 1.5	10 pieces each
ALU15001	CITO ULTIMATE Multipack 0.5	0.5 x 1.3 / 1.4 / 1.5 / 1.6 / 1.7	10 pieces each
ALU16001	CITO ULTIMATE Multipack 0.6	0.6 x 1.5 / 1.6 / 1.7 / 1.9 / 2.1	10 pieces each
ALU18001	CITO ULTIMATE Multipack 0.8	0.8 x 2.1 / 2.3 / 2.5 / 2.7 / 3.0	10 pieces each

CITO ULTIMATE Multipacks are available on request.

## CITO ULTIMATE RS



When small distances between cutting and creasing rule are required (e.g. glue flaps, window cuttings), this is the ideal creasing system to use, suitable for small folding cartons.

H × W mm	H × W mm	H × W mm	H × W mm	H × W mm	H × W mm	
0.3 × 0.8	0.4 × 0.8	0.5 × 0.8	0.6 × 0.8	0.7 × 1.5	0.8 × 2.3	
0.3 × 1.0	0.4 × 1.0	0.5 × 1.0	0.6 × 1.0	0.7 × 1.7	0.8 × 2.7	
0.3 × 1.2	0.4 × 1.1	0.5 × 1.1	0.6 × 1.3	0.7 × 1.9		
0.3 × 1.3	0.4 × 1.2	0.5 × 1.2	0.6 × 1.4	0.7 × 2.1		
0.3 × 1.4	0.4 × 1.3	0.5 × 1.3	0.6 × 1.5	0.7 × 2.3		
0.3 × 1.5	0.4 × 1.4	0.5 × 1.4	0.6 × 1.7	0.7 × 2.5		
	0.4 × 1.5	0.5 × 1.5	0.6 × 1.9	0.7 × 2.7		
	0.4 × 1.6					
	0.4 × 1.7	0.5 × 1.7	0.6 × 2.1			
	0.4 × 1.9	0.5 × 1.9	0.6 × 2.7			

Further sizes regarding creasing channel depth, width and locator available upon demand

Contents of box: 50 × 70 cm = 35 m

## CITO ULTIMATE CC



Special creasing system for double crease with a short distance between the creasing rules.

H × W mm	H × W mm	H × W mm	H × W mm	H × W mm	H × W mm	H × W mm
0.3 × 1.0	0.4 × 1.0	0.5 × 1.0	0.6 × 1.2		0.8 × 1.9	1.0 × 2.3
0.3 × 1.1	0.4 × 1.1	0.5 × 1.1	0.6 × 1.3	0.7 × 1.5	0.8 × 2.1	1.0 × 2.5
0.3 × 1.2	0.4 × 1.2	0.5 × 1.2	0.6 × 1.5	0.7 × 1.7	0.8 × 2.3	1.0 × 2.7
0.3 × 1.3	0.4 × 1.3	0.5 × 1.3	0.6 × 1.6	0.7 × 1.9	0.8 × 2.5	1.0 × 3.0
0.3 × 1.5	0.4 × 1.4	0.5 × 1.4	0.6 × 1.7	0.7 × 2.1	0.8 × 2.7	
0.3 × 2.3	0.4 × 1.5	0.5 × 1.5	0.6 × 1.9	0.7 × 2.3	0.8 × 3.0	
	0.4 × 1.7	0.5 × 1.7	0.6 × 2.1	0.7 × 2.5	0.8 × 4.0	
	0.4 × 1.9	0.5 × 1.9	0.6 × 2.3	0.7 × 2.7		
		0.5 × 2.1	0.6 × 2.5	0.7 × 3.0		
		0.5 × 2.7	0.6 × 2.7	0.7 × 4.0		

Further sizes regarding creasing channel depth, width and locator available upon demand

Contents of box: 40 × 70 cm = 28 m

## CITO ULTIMATE CS



Special creasing system for double creases; can be used separately, with extremely narrow shoulders for the smallest distances between creasing rule/creasing rule and knife/creasing rule, e.g. for miniature folding cartons and folders.

H × W mm	H × W mm	H × W mm	H × W mm			
0.3 × 0.8	0.4 × 0.8	0.5 × 0.8	0.6 × 1.3			
0.3 × 1.0	0.4 × 1.0	0.5 × 1.0	0.6 × 1.5			
0.3 × 1.2	0.4 × 1.2	0.5 × 1.2	0.6 × 1.7			
0.3 × 1.3	0.4 × 1.3	0.5 × 1.3	0.6 × 1.9			
0.3 × 1.5	0.4 × 1.5	0.5 × 1.4				
	0.4 × 1.7	0.5 × 1.5				
	0.4 × 1.9	0.5 × 1.7				
		0.5 × 1.9				

Further sizes regarding creasing channel depth, width and locator available upon demand

Contents of box: 50 × 70 cm = 35 m



## CITO ULTIMATE CSD



CS variant for multiple creasing rule: can be used separately, with extremely narrow shoulders for the smallest distances between creasing rule/creasing rule and knife/creasing rule.

H × W mm	H × W mm	H × W mm	H × W mm			
0.3 × 1.0	0.4 × 0.8	0.5 × 0.8				
0.3 × 1.2	0.4 × 1.0	0.5 × 1.0				
0.3 × 1.3	0.4 × 1.2	0.5 × 1.3				
0.3 × 1.5	0.4 × 1.3	0.5 × 1.5				

Further sizes regarding creasing channel depth, width and locator available upon demand

Contents of box: 50 × 70 cm = 35 m

## CITO ULTIMATE IK



Creasing system for high-value products made from corrugated board. Inside chamfering reduces tensile stress and thus avoids cracking of the surface of the material.

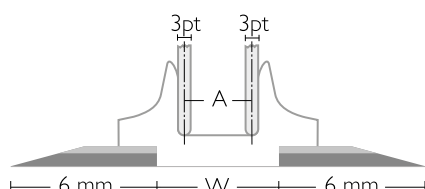
### Shoulder width 6 mm

H × W mm	H × W mm	H × W mm	H × W mm	H × W mm	H × W mm	
0.5 × 2.1	0.6 × 2.1					
0.5 × 2.3	0.6 × 2.3	0.7 × 2.3	0.8 × 2.3			
	0.6 × 2.5	0.7 × 2.5	0.8 × 2.5			
0.5 × 2.7	0.6 × 2.7	0.7 × 2.7	0.8 × 2.7	1.0 × 2.7		
0.5 × 3.0	0.6 × 3.0	0.7 × 3.0	0.8 × 3.0	1.0 × 3.0		
	0.6 × 3.2		0.8 × 3.2	1.0 × 3.2		
0.5 × 3.5	0.6 × 3.5		0.8 × 3.5	1.0 × 3.5		
	0.6 × 4.0	0.7 × 4.0	0.8 × 4.0	1.0 × 4.0	1.2 × 4.0	
				1.0 × 4.5		
			0.8 × 5.0	1.0 × 5.0	1.2 × 5.0	
			0.8 × 6.0	1.0 × 6.0		
				1.0 × 7.0		

Further sizes regarding creasing channel depth, width and locator available upon demand

Contents of box: 50 × 70 cm = 35 m

## CITO ULTIMATE RYU



Special double-crease without a center piece for premium 180° folding of products made from corrugated board.

A mm	H × W mm	H × W mm	H × W mm	H × W mm	
/3	0.6 × 5.0	0.7 × 5.0	0.8 × 5.0	1.0 × 5.0	
/4	0.6 × 6.0	0.7 × 6.0	0.8 × 6.0	1.0 × 6.0	
/5	0.6 × 7.0	0.7 × 7.0	0.8 × 7.0	1.0 × 7.0	
/5	0.6 × 8.0	0.7 × 8.0	0.8 × 8.0	1.0 × 8.0	
/6.5		0.7 × 9.0	0.8 × 9.0	1.0 × 9.0	

A = Creasing rule distance center/center

Contents of box: 50 × 70 cm = 35 m

W = Creasing rule width

Creasing rule width 3pt/1.05 mm

Shoulder width 6 mm

Further sizes regarding creasing channel depth, width and locator available upon demand.



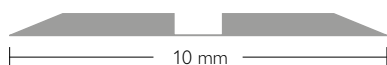
## CITO DYNAMIC

### The efficient film-based creasing matrix

The optimum creasing system for all solid board, corrugated board, display and folding carton board applications. Perfect handling due to Fingerlift technique and easy to trim with the knife. Outstanding adhesion on the cutting plate and residue-free removal thanks to EasyFix technology.

- Ideal for medium and long runs
- The total widths of 10 mm, 12 mm and 15 mm are adapted to the respective creasing channel and are available in different versions
- Great value for money

### CITO DYNAMIC Overall width 10 mm

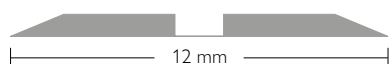


H × W mm	H × W mm	H × W mm	H × W mm			
0.3 × 0.6	0.4 × 0.7	0.5 × 0.8				
0.3 × 0.7	0.4 × 0.8	0.5 × 1.0	0.6 × 1.0			
0.3 × 0.8	0.4 × 1.0	0.5 × 1.1	0.6 × 1.2			
0.3 × 1.0	0.4 × 1.1	0.5 × 1.2	0.6 × 1.3			
0.3 × 1.1	0.4 × 1.2	0.5 × 1.3	0.6 × 1.4			
0.3 × 1.2	0.4 × 1.3	0.5 × 1.4				
0.3 × 1.3	0.4 × 1.4					
0.3 × 1.4						

Other sizes available on request.

Contents of box: 50 × 70 cm = 35 m

## CITO DYNAMIC Overall width 12 mm



H × W mm	H × W mm	H × W mm	H × W mm	H × W mm	H × W mm	H × W mm
0.3 × 1.5	0.4 × 1.5	0.5 × 1.5	0.6 × 1.5	0.7 × 1.7	0.8 × 2.1	1.0 × 2.3
0.3 × 1.6	0.4 × 1.6	0.5 × 1.6	0.6 × 1.6	0.7 × 1.9	0.8 × 2.3	1.0 × 2.5
0.3 × 1.7	0.4 × 1.7	0.5 × 1.7	0.6 × 1.7	0.7 × 2.1	0.8 × 2.5	1.0 × 2.7
	0.4 × 1.9	0.5 × 1.9	0.6 × 1.9	0.7 × 2.3	0.8 × 2.7	1.0 × 3.0
		0.5 × 2.1	0.6 × 2.1	0.7 × 2.5	0.8 × 3.0	1.0 × 3.2
		0.5 × 2.3	0.6 × 2.3	0.7 × 2.7	0.8 × 3.2	1.0 × 3.5
		0.5 × 2.5	0.6 × 2.5	0.7 × 3.0	0.8 × 3.5	1.0 × 4.0
		0.5 × 2.7	0.6 × 2.7	0.7 × 3.2	0.8 × 4.0	
		0.5 × 3.0	0.6 × 3.0	0.7 × 3.5		
			0.6 × 3.2	0.7 × 4.0		
			0.6 × 3.5			
			0.6 × 4.0			

Other sizes available on request.

Contents of box: 50 × 70 cm = 35 m

## CITO DYNAMIC Overall width 15 mm



H × W mm	H × W mm	H × W mm				
0.8 × 4.5	1.0 × 4.5	1.2 × 4.0				
0.8 × 5.0	1.0 × 5.0	1.2 × 4.5				
0.8 × 6.0	1.0 × 6.0	1.2 × 5.0				
		1.2 × 6.0				

Other sizes available on request.

Contents of box: 40 × 70 cm = 28 m

## CITO DYNAMIC CMR

CITO DYNAMIC also available as CMR reels: 30 m per reel



## CITO BASICplus

### The economic film-based creasing matrix with plastic shoulders

For high-quality creasing of folding cartons to displays through to corrugated board packaging. Perfect handling due to Fingerlift technique and easy to trim with the knife. Outstanding adhesion on the cutting plate and residue-free removal thanks to EasyFix technology.

The base of the creasing matrix is **colour-coded**. This means that the correct creasing strip can be easily identified by the colour, preventing use of an inappropriate size. In addition, the labelling on the locator is clearly legible and printed with high frequency. Even with small creasing strips, the converter can be sure that they are using the correct size. Mixing up of the sizes is thus avoided.

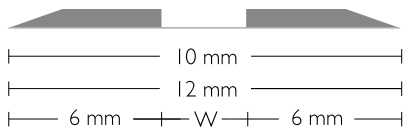
Colour-coding means safe and efficient processes, smooth workflow and optimum machine performance. The result: Reliable and consistently high product quality.

Available in IK, Off-center, MINI, RYU and Double Crease versions

The advantages:

- User-friendly design due to labelling of the sharp edge and colour-coding
- Flat sharp edges for perfect sheet transfer
- Ideal for smaller and medium runs
- Good value for money

## Locator for creasing rules of widths 2 - 3 pt



H × W mm	H × W mm	H × W mm	H × W mm	H × W mm	H × W mm	H × W mm
<b>Overall width 10 mm</b>						
0.3 × 0.8	0.4 × 0.8	0.5 × 0.8				
0.3 × 1.0	0.4 × 1.0	0.5 × 1.0				
0.3 × 1.1	0.4 × 1.1	0.5 × 1.1				
0.3 × 1.2	0.4 × 1.2	0.5 × 1.2				
0.3 × 1.3	0.4 × 1.3	0.5 × 1.3	0.6 × 1.3			
0.3 × 1.4	0.4 × 1.4	0.5 × 1.4	0.6 × 1.4			
0.3 × 1.5	0.4 × 1.5	0.5 × 1.5	0.6 × 1.5	0.7 × 1.5		
	0.4 × 1.6	0.5 × 1.6	0.6 × 1.6			
	0.4 × 1.7	0.5 × 1.7	0.6 × 1.7	0.7 × 1.7		
	0.4 × 1.9	0.5 × 1.9	0.6 × 1.9	0.7 × 1.9	0.8 × 1.9	
		0.5 × 2.1	0.6 × 2.1	0.7 × 2.1	0.8 × 2.1	
			0.6 × 2.3	0.7 × 2.3	0.8 × 2.3	
			0.6 × 2.5	0.7 × 2.5	0.8 × 2.5	1.0 × 2.5
			0.6 × 2.7	0.7 × 2.7	0.8 × 2.7	1.0 × 2.7
			0.6 × 3.0		0.8 × 3.0	1.0 × 3.0
<b>Overall width 12 mm</b>						
			0.6 × 3.5		0.8 × 3.5	
				0.7 × 3.7		
					0.8 × 4.0	1.0 × 4.0

Other sizes available on request.

Contents of box: 50 × 70 cm = 35 m

## Locator for creasing rules of widths 3 - 4 pt

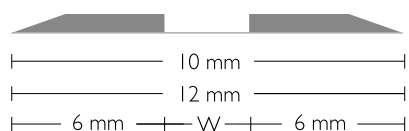
H × W mm	H × W mm	H × W mm	H × W mm	H × W mm	H × W mm	H × W mm	H × W mm
<b>Overall width 10 mm</b>							
0.5 × 1.5							
0.5 × 1.7	0.6 × 1.7						
0.5 × 1.9			0.8 × 1.9				
0.5 × 2.1	0.6 × 2.1	0.7 × 2.1	0.8 × 2.1				
	0.6 × 2.3	0.7 × 2.3	0.8 × 2.3				
0.5 × 2.5	0.6 × 2.5	0.7 × 2.5	0.8 × 2.5				
0.5 × 2.7	0.6 × 2.7	0.7 × 2.7	0.8 × 2.7	1.0 × 2.7			
	0.6 × 3.0	0.7 × 3.0	0.8 × 3.0	1.0 × 3.0			
<b>Overall width 12 mm</b>							
	0.6 × 3.2	0.7 × 3.2	0.8 × 3.2	1.0 × 3.2			
	0.6 × 3.5	0.7 × 3.5	0.8 × 3.5	1.0 × 3.5			
	0.6 × 4.0	0.7 × 4.0	0.8 × 4.0	1.0 × 4.0			
<b>Shoulder width 6 mm *</b>							
					1.2 × 3.2		
					1.2 × 3.5		
					1.2 × 4.0	1.4 × 4.0	
					1.2 × 4.5		
	0.6 × 5.0		0.8 × 5.0	1.0 × 5.0	1.2 × 5.0	1.4 × 5.0	1.6 × 5.0
				1.0 × 6.0			1.6 × 6.0

Contents of box: 50 × 70 cm = 35 m, \* Contents of box: 40 × 70 cm = 28 m

Further sizes regarding creasing channel depth, width, locator and 22.4 m box contents available upon demand.

Please indicate the thickness of the creasing rule when ordering!

## Locator for creasing rules of widths 4 - 6 pt



	H × W mm	H × W mm	H × W mm	H × W mm	H × W mm	H × W mm	H × W mm
<b>Overall width 12 mm</b>							
			0.8 × 3.0				
			0.8 × 3.2				
	0.6 × 3.5		0.8 × 3.5	1.0 × 3.5			
	0.6 × 4.0		0.8 × 4.0	1.0 × 4.0			
<b>Shoulder width 6 mm *</b>							
			1.0 × 4.5	1.2 × 4.5			
	0.6 × 5.0		0.8 × 5.0	1.0 × 5.0	1.2 × 5.0	1.4 × 5.0	1.6 × 5.0
			0.8 × 6.0	1.0 × 6.0	1.2 × 6.0	1.4 × 6.0	1.6 × 6.0

Contents of box: 50 × 70 cm = 35 m, \* Contents of box: 40 × 70 cm = 28 m

## Locator for creasing rules of widths 8 pt

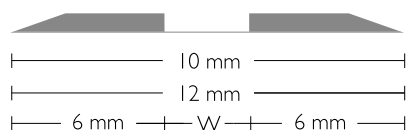
			H × W mm	H × W mm			
<b>Shoulder width 6 mm *</b>							
			0.8 × 5.0	1.0 × 5.0			
			0.8 × 6.0	1.0 × 6.0			

Contents of box: 50 × 70 cm = 35 m, \* Contents of box: 40 × 70 cm = 28 m

Further sizes regarding creasing channel depth, width, locator and 22.4 m box contents available upon demand.

Please indicate the thickness of the creasing rule when ordering!

## CITO BASICplus CMR



CITO BASICplus on reels. Ideal for the production of larger packaging and displays; developed for small to medium runs, usable for folding box board up to corrugated board. Cost-effective, less waste.

### Locator for creasing rules of widths 2 - 3 pt

H × W mm	H × W mm	H × W mm	H × W mm	H × W mm	H × W mm		
Overall width 10 mm							
0.3 × 0.8							
0.3 × 1.0	0.4 × 1.0						
0.3 × 1.2	0.4 × 1.2						
0.3 × 1.3	0.4 × 1.3	0.5 × 1.3					
	0.4 × 1.4						
	0.4 × 1.5	0.5 × 1.5					
	0.4 × 1.7	0.5 × 1.7	0.6 × 1.7				
	0.4 × 1.9	0.5 × 1.9	0.6 × 1.9				
			0.6 × 2.1	0.7 × 2.1			
			0.6 × 2.3	0.7 × 2.3			
					0.8 × 2.7		

Contents of reel: 30 m

### Locator for creasing rules of widths 3 - 4 pt

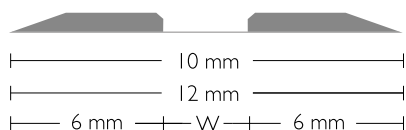
			H × W mm	H × W mm	H × W mm	H × W mm	H × W mm
Overall width 10 mm							
			0.6 × 2.3		0.8 × 2.3		
			0.6 × 2.5	0.7 × 2.5	0.8 × 2.5		
			0.6 × 2.7	0.7 × 2.7	0.8 × 2.7		
			0.6 × 3.0		0.8 × 3.0	1.0 × 3.0	
Overall width 12 mm							
				0.7 × 3.2	0.8 × 3.2		
					0.8 × 3.5		
			0.6 × 4.0		0.8 × 4.0	1.0 × 4.0	
Shoulder width 6 mm *							
						1.0 × 5.0	1.4 × 5.0

Contents of reel: 30 m, \* Contents of reel: 23 m

Further sizes regarding creasing channel depth, width and locator available upon demand.

Please indicate the thickness of the creasing rule when ordering!

# CITO BASICplus IK



The creasing matrix for high-quality corrugated board products. Internal chamfering reduces tensile stress and thus prevents cracking of the surface of the material.

## Locator for creasing rules of widths 2 - 3 pt

H × W mm	H × W mm	H × W mm	H × W mm	H × W mm	H × W mm
<b>Overall width 10 mm</b>					
0.7 × 2.3					
	0.8 × 2.5				
	0.8 × 2.7	1.0 × 2.7			
	0.8 × 3.0				
<b>Overall width 12 mm</b>					
	0.8 × 3.5				

Contents of box: 50 × 70 cm = 35 m

## Locator for creasing rules of widths 3 - 4 pt

H × W mm	H × W mm	H × W mm	H × W mm	H × W mm	H × W mm
<b>Overall width 10 mm</b>					
0.5 × 2.1	0.6 × 2.1		0.8 × 2.1		
	0.6 × 2.3	0.7 × 2.3	0.8 × 2.3		
	0.6 × 2.5	0.7 × 2.5	0.8 × 2.5		
	0.6 × 2.7	0.7 × 2.7	0.8 × 2.7	1.0 × 2.7	
0.5 × 3.0	0.6 × 3.0	0.7 × 3.0	0.8 × 3.0	1.0 × 3.0	
<b>Overall width 12 mm</b>					
		0.7 × 3.2		1.0 × 3.2	
	0.6 × 3.5		0.8 × 3.5	1.0 × 3.5	
	0.6 × 4.0		0.8 × 4.0	1.0 × 4.0	
<b>Shoulder width 6 mm *</b>					
			0.8 × 5.0	1.6 × 5.0	
			1.0 × 6.0		

Contents of box: 50 × 70 cm = 35 m, \* Contents of box: 40 × 70 cm = 28 m

## Locator for creasing rules of widths 4 - 6 pt

H × W mm	H × W mm	H × W mm	H × W mm
<b>Overall width 12 mm</b>			
0.6 × 3.0			
		0.8 × 3.5	1.0 × 3.5
0.6 × 4.0		0.8 × 4.0	1.0 × 4.0
<b>Shoulder width 6 mm *</b>			
		0.8 × 4.5	1.0 × 4.5

Contents of box: 50 × 70 cm = 35 m, \* Contents of box: 40 × 70 cm = 28 m

## Locator for creasing rules of widths 8 pt

H × W mm	H × W mm	H × W mm	H × W mm
<b>Shoulder width 6 mm *</b>			
	0.7 × 4.0		
0.6 × 5.0		0.8 × 5.0	
			1.0 × 6.0

\* Contents of box: 40 × 70 cm = 28 m

Further sizes regarding creasing channel depth, width and locator available upon demand.

Please indicate the thickness of the creasing rule when ordering!



## CITO BASICplus Off-center



Special creasing matrix for double creases with small distance between the creasing rule/creasing rule and cutting/creasing rule.

### Locator for creasing rules of widths 2 - 3 pt

H × W mm	H × W mm	H × W mm	H × W mm	H × W mm		
0.3 × 0.8	0.4 × 0.8	0.5 × 0.8				
0.3 × 1.0	0.4 × 1.0	0.5 × 1.0				
0.3 × 1.1	0.4 × 1.1	0.5 × 1.1				
0.3 × 1.2	0.4 × 1.2	0.5 × 1.2				
0.3 × 1.3	0.4 × 1.3	0.5 × 1.3				
0.3 × 1.4	0.4 × 1.4	0.5 × 1.4				
0.3 × 1.5	0.4 × 1.5	0.5 × 1.5	0.6 × 1.5			
	0.4 × 1.6	0.5 × 1.6	0.6 × 1.6			
	0.4 × 1.7	0.5 × 1.7	0.6 × 1.7			
		0.5 × 1.9	0.6 × 1.9	0.7 × 1.9		

### Locator for creasing rules of widths 3 - 4 pt

		H × W mm	H × W mm	H × W mm	H × W mm	H × W mm
		0.5 × 2.1	0.6 × 2.1	0.7 × 2.1	0.8 × 2.1	
			0.6 × 2.3	0.7 × 2.3	0.8 × 2.3	
			0.6 × 2.5	0.7 × 2.5	0.8 × 2.5	
		0.5 × 2.7	0.6 × 2.7	0.7 × 2.7	0.8 × 2.7	1.0 × 2.7
			0.6 × 3.0	0.7 × 3.0	0.8 × 3.0	1.0 × 3.0
			0.6 × 3.5		0.8 × 3.5	

Contents of box: 30 × 70 cm = 21 m

Further sizes regarding creasing channel depth, width and locator available upon demand.

Please indicate the thickness of the creasing rule when ordering!

## CITO BASICplus MINI



Creasing matrix for small distances between cutting and creasing rule (e.g. glue aps, window cuttings) as well as for multiple creasing for presentation folders. Also ideal for small folding cartons.

### Locator for creasing rules of widths 2 - 3 pt

H × W mm	H × W mm	H × W mm				
0.3 × 0.8	0.4 × 0.8					
0.3 × 1.0	0.4 × 1.0	0.5 × 1.0				
0.3 × 1.2	0.4 × 1.2	0.5 × 1.2				
0.3 × 1.3	0.4 × 1.3	0.5 × 1.3				
		0.5 × 1.4				
0.3 × 1.5	0.4 × 1.5	0.5 × 1.5				
		0.5 × 1.6				
0.3 × 1.7		0.5 × 1.7				
		0.5 × 2.1				

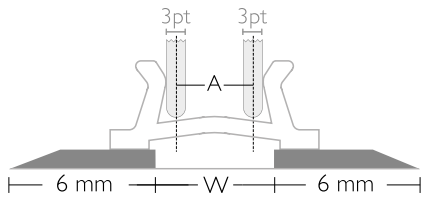
Contents of box: 30 × 70 cm = 21 m

Further sizes regarding creasing channel depth, width and locator available upon demand.

Please indicate the thickness of the creasing rule when ordering!

## CITO BASICplus RYU

Special double crease without a center piece for premium 180° folding of products made from corrugated board.



A mm	H × W mm	H × W mm	H × W mm	H × W mm		
/3	0.6 × 5.0	0.7 × 5.0	0.8 × 5.0	1.0 × 5.0		
/4			0.8 × 5.0			
/4	0.6 × 6.0	0.7 × 6.0	0.8 × 6.0	1.0 × 6.0		
/5			0.8 × 6.0	1.0 × 6.0		
/5	0.6 × 7.0	0.7 × 7.0	0.8 × 7.0	1.0 × 7.0		
/5	0.6 × 8.0	0.7 × 8.0	0.8 × 8.0	1.0 × 8.0		
/6.5	0.6 × 9.0	0.7 × 9.0	0.8 × 9.0	1.0 × 9.0		
/8	0.6 × 10.0	0.7 × 10.0	0.8 × 10.0	1.0 × 10.0		

A = Creasing rule distance center/center

Contents of box: 30 × 70 cm = 21 m

W = Creasing rule width

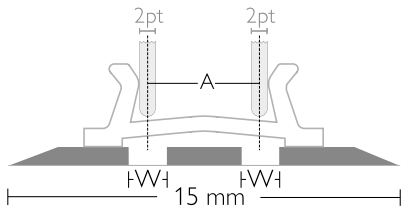
Further sizes regarding creasing channel depth, width and locator available upon demand

Creasing channel width 3pt/1.05 mm

Shoulder width 6 mm

## CITO BASICplus Double Crease

Double creasing on a film base for various grammages. Distance between channels center/center.



A mm	H × W mm	H × W mm	H × W mm	H × W mm	H × W mm	H × W mm	H × W mm
2	0.3 × 0.8	0.3 × 1.2					
2.5	0.3 × 0.8	0.3 × 1.2					
3	0.3 × 0.8	0.3 × 1.2	0.4 × 1.0	0.4 × 1.3	0.5 × 1.0		0.5 × 1.5
3.5	0.3 × 0.8	0.3 × 1.2		0.4 × 1.3		0.5 × 1.3	0.5 × 1.5
4		0.3 × 1.2	0.4 × 1.2	0.4 × 1.3	0.5 × 1.2	0.5 × 1.3	0.5 × 1.5
5				0.4 × 1.3		0.5 × 1.3	0.5 × 1.5

A = Creasing rule distance center/center

Contents of box: 20 × 70 cm = 14 m

W = Creasing rule width

Further sizes regarding creasing channel depth, width and locator available upon demand.

Creasing channel width 2pt/0.71 mm

Overall width 15 mm



## CITO PLAST

### The classic metal-based creasing matrix with plastic shoulders

Optimally suited for use on cylinders and platens for the creasing of folding cartons, corrugated board packaging and displays. Perfect handling due to Fingerlift technique. Outstanding adhesion on the cutting plate and residue-free removal thanks to EasyFix technology.

- Full surface and inseparable join between metal base and plastic shoulders for additional safety
- User-friendly thanks to colour-coding
- Ideal for small and medium runs
- Available in Off-center, Double Crease, Reverse Crease and Hinge Crease versions
- Patented technology

## CITO PLAST plus



Metal-based creasing matrix for reduced crease rule height tooling.

Order no.	Size	Colour	Height	Width	Locator for creasing rule width	Contents
ACA00005	20/1-1.5	Mauve	0.38 mm	0.55 mm	1 - 1.5 pt	28 m
ACA00006	32/1.5-2	Orange	0.38 mm	0.80 mm	1.5 - 2 pt	28 m
ACA00007	40/2-3	Buff	0.38 mm	1.00 mm	2 - 3 pt	28 m
ACA00008	45/2-3	Violet	0.38 mm	1.20 mm	2 - 3 pt	28 m
ACA00009	50/2-3	White	0.45 mm	1.30 mm	2 - 3 pt	28 m
ACA00010	55/2-3	Sky	0.45 mm	1.40 mm	2 - 3 pt	28 m
ACA00011	57/2-3	Lime	0.45 mm	1.50 mm	2 - 3 pt	28 m
ACA00012	60/2-3	Yellow	0.50 mm	1.60 mm	2 - 3 pt	28 m
ACA00013	67/2-3	Pink	0.50 mm	1.70 mm	2 - 3 pt	28 m
ACA00014	73/2-3	Slate	0.55 mm	1.90 mm	2 - 3 pt	28 m
ACA00015	75/2-3	Green	0.60 mm	2.00 mm	2 - 3 pt	28 m
ACA00016	83/2-3	Brown	0.60 mm	2.10 mm	2 - 3 pt	28 m
ACA00017	90/2-3	Red	0.70 mm	2.30 mm	2 - 3 pt	28 m
ACA00001	105/2-3	Blue	0.80 mm	2.60 mm	2 - 3 pt	28 m
ACA00002	105/3-4	Blue	0.80 mm	2.60 mm	3 - 4 pt	28 m
ACA00003	120/3-4	Dark brown	0.90 mm	3.00 mm	3 - 4 pt	28 m
ACA01007	126/3-4	Olive	0.95 mm	3.20 mm	3 - 4 pt	14 m
ACA01011	130/3-4	Red	1.10 mm	3.00 mm	3 - 4 pt	14 m
ACA01001	150/3-4	Grey	1.30 mm	3.80 mm	3 - 4 pt	14 m
ACA01002	150/6	Grey	1.30 mm	3.80 mm	6 pt	14 m
ACA01003	200/4	Black	1.50 mm	5.00 mm	4 pt	14 m
ACA01004	200/6	Black	1.50 mm	5.00 mm	6 pt	14 m
ACA01006	250/4	Cream	1.70 mm	6.00 mm	4 pt	14 m
ACA01005	250/6	Cream	1.70 mm	6.00 mm	6 pt	14 m

Contents of box: 40 × 70 cm = 28 m  
Contents of box: 20 × 70 cm = 14 m

## CITO PLAST Off-center



For small distances between creasing rule/creasing rule and cutting/creasing rule.

Order no.	Size	Colour	Height	Width	Locator for creasing rule width
ACB00001	OFF 40/2-3	Lederfarben	0.38 mm	1.00 mm	2 - 3 pt
ACB00002	OFF 50/2-3	White	0.45 mm	1.30 mm	2 - 3 pt
ACB00003	OFF 60/2-3	Yellow	0.50 mm	1.60 mm	2 - 3 pt

Contents of box: 40 × 70 cm = 28 m

## CITO PLAST Reverse Crease



Perfect solution for reverse crease. e. g. accordion folding, cutting from the reverse side. The special locator centres the reverse crease exactly between the creasing rules; thus the crease and reverse crease are of the same quality.

Order no.	Size	Colour	Basic height	Nib height	Nib width	Distance creasing rules	Contents
<b>Basic height 0.7 mm</b>							
ACD00001	2P/12	Green	0.7 mm	0.6 mm	2 pt	1.2 - 1.4 mm	28 m
ACD00002	2P/15	Green	0.7 mm	0.6 mm	2 pt	1.5 - 1.9 mm	28 m
ACD00003	3P/19	Blue	0.7 mm	0.8 mm	3 pt	1.9 - 2.3 mm	28 m
ACD00004	3P/23	Blue	0.7 mm	0.8 mm	3 pt	2.3 - 2.7 mm	28 m
ACD01005	4P/27	Brown	0.7 mm	0.9 mm	4 pt	2.7 - 3.2 mm	14 m
ACD01001	4P/35	Brown	0.7 mm	0.9 mm	4 pt	3.5 - 4.0 mm	14 m
ACD01003	6P/45	Black	0.7 mm	1.5 mm	6 pt	4.5 - 5.0 mm	14 m
ACD01004	6P/55	Black	0.7 mm	1.5 mm	6 pt	5.5 - 6.0 mm	14 m
<b>Basic height 0.3 mm</b>							
ACD03001	2P/12	Red	0.3 mm	0.6 mm	2 pt	1.2 - 1.4 mm	28 m
ACD03002	2P/15	Red	0.3 mm	0.6 mm	2 pt	1.5 - 1.9 mm	28 m
ACD03003	2P/23	Red	0.3 mm	0.6 mm	2 pt	2.3 - 2.7 mm	28 m
ACD03004	3P/19	Yellow	0.3 mm	0.8 mm	3 pt	1.9 - 2.3 mm	28 m
ACD03005	3P/23	Yellow	0.3 mm	0.8 mm	3 pt	2.3 - 2.7 mm	28 m
ACD03015	4P/23	Beige	0.3 mm	0.9 mm	4 pt	2.3 - 2.7 mm	14 m
ACD03006	4P/27	Beige	0.3 mm	0.9 mm	4 pt	2.7 - 3.2 mm	14 m
ACD03007	4P/35	Beige	0.3 mm	0.9 mm	4 pt	3.5 - 4.0 mm	14 m
ACD03012	4P/45	Beige	0.3 mm	1.5 mm	4 pt	4.5 - 5.0 mm	14 m
ACD03017	6P/35	Sky	0.3 mm	1.5 mm	6 pt	3.5 - 4.0 mm	14 m
ACD03008	6P/45	Sky	0.3 mm	1.5 mm	6 pt	4.5 - 5.0 mm	14 m
ACD03009	6P/50	Sky	0.3 mm	1.5 mm	6 pt	5.0 - 5.5 mm	14 m
ACD03010	6P/55	Sky	0.3 mm	1.5 mm	6 pt	5.5 - 6.0 mm	14 m

Contents of box: 40 × 70 cm = 28 m  
Contents of box: 20 × 70 cm = 14 m

## CITO PLAST Double Crease



Double creasing for material between 200 – 300 g/m<sup>2</sup>. Distance between channels center/center.

Order no.	Size	Colour	Height	Width	Space between channels
ACC01001	Double 3.0 mm	White	0.45 mm	1.30 mm	3.0 mm
ACC01002	Double 3.5 mm	White	0.45 mm	1.30 mm	3.5 mm
ACC01003	Double 4.0 mm	White	0.45 mm	1.30 mm	4.0 mm
ACC01004	Double 5.0 mm	White	0.45 mm	1.30 mm	5.0 mm

Contents of box: 20 × 70 cm = 14 m

## CITO PLAST Hinge Crease



Special product for corrugated board which requires creases that can be folded on both sides up to 90 degrees.

Order no.	Colour	Height	Width	Contents
ACE00001	Blue	1.50 mm	2.00 mm	28 m

Contents of box: 40 × 70 cm = 28 m



## Creasing Matrix Accessories

### AC 3 Cutter



The unique concept of the AC 3 cutter means that creasing systems can be cut to the desired length and the cut edges chamfered, both in a single step. This saves you valuable time, not only when setting up the diecutter. Due to these time savings, on average, the cost of purchasing the AC 3 is recovered within about 1 month.

Thanks to the user-friendly design of the AC 3, a perfectly centric 45° angle cut can be achieved, either with the supplied measuring cursor or with the adjustment aid, depending on requirements.

Cut lengths are between 25 mm and 815 mm.

Order no.	Description	Unit
ADC00001	AC 3 Cutter	1 pc.
ADC00002	AC 3 Extension ruler 1,500 mm	1 pc.
ADC00004	AC 3 Blade changing set	1 pc.
ADC00007	AC 3 cutting plate sk for blades with narrow angle	10 pcs.
BRH00020	Safety gloves	1 pair

### AC 2 Cutter



Manually operated cutter with a 700 mm ruler and cursor for the adjustment of the creasing strip width to a neat 45° angle cut (both ends are cut to an angle at the same time). Adjustment aid for centric setting of the angle cut.

Order no.	Description	Unit
BDA00001	AC 2 Cutter	1 pc.
BDA01002	AC 2 Replacement blade top and bottom part	1 pc.

### BC 5 Cutter



The lower cost version without automatic waste ejection, with a 700 mm ruler and measuring cursor for a neat 45° angle cut (both ends are cut to an angle at the same time).

Order no.	Description	Unit
BDB00002	BC 5 Cutter	1 pc.
BDB01002	Knife head for BC 5. rubberised	1 pc.

Spare parts available upon request.



## S 80 Scissors

Hand shears with stop for 45° mitre cut.

Order no.	Description	Unit
BDC00001	S 80 Scissors	1 pc.
BDC00002	Replacement blade S 80	1 pc.
BDC00003	S 80 45° angle	1 pc.



## CITO Chamfering Knife

For effective chamfering of the CITO Creasing Matrix.

The rounded blade makes chamfering significantly easier. Thanks to its TÜV-tested, automatic blade retraction, the knife meets the usual safety requirements. The squeeze handle ensures user-friendly handling.

Suitable for all versions and sizes. With replaceable blade.

Order no.	Description	Unit
BOB00009	CITO Chamfering Knife	1 pc.
BOB00012	Spare blades for the CITO Chamfering Knife	1 set = 10 spare blades



## CITO CMR Holder

For CITO Creasing Matrix on reels

The efficient storage and conversion of creasing systems on reel

Der kompakte CMR-Halter für CMR-Scheiben zeichnet sich durch seine stabile Bauweise aus und kann bis zu vier CMR-Scheiben aufnehmen.

The advantages:

- Efficient storage and conversion of CMR reels
- Compact and space-saving design
- Stable construction
- Suitable for up to four CMR reels
- CMR reels are individually removable

Optimally suitable for:


- CITO ULTIMATE CMR
- CITO DYNAMIC CMR
- CITO BASICplus CMR
- CITO Cushion Crease EasyFix and CITO Cushion Crease Plus EasyFix



Order no.	Description	Unit
BDA00002	CITO CMR Holder, 4-Slot	1 pc.


Dimensions: Depth: 460 mm, Width: 380 mm, Height: 410 mm

Installation dimensions incl. CMR disc: Depth: 530 mm, Width: 380 mm, Height: 655 mm



## Diecutting





## CITO Cutting Plates

The 1 mm Cutting Plates 40+ from CITO are characterised by their very good finishing. The cutting rules leave fewer marks. This reduces the formation of burrs, which in turn means: better cutting results and fewer angel hairs.

Costs are reduced significantly, thanks to the roughly 50 % longer service life. For more cutting machine performance.


The advantages:

- Superb flatness  
– for faster makeready and greater production safety
- Optimum surface hardness  
– for better cutting results and fewer angel hairs
- Longer durability and service life  
– for optimum cutting results even with large production runs

CITO 1 mm Cutting Plates 40+ offer optimum value for money. They combine economy with quality and long durability.

Available for all standard flatbed diecutting machines made by BOBST, Heidelberg / MK Masterwork, Koenig & Bauer / IBERICA, WPM, ASAHI, KAMA and other diecutter producers.

Types and versions on request.



[www.cito.de/cutting-plates](http://www.cito.de/cutting-plates)



## CITO BALANCE PROFILE

The new product development especially for balancing the cutting die

CITO BALANCE PROFILE was designed in close cooperation between experts in practice and the CITO specialists in applications engineering and R&D. The material properties correspond exactly to the requirements in the diecutting process.

The new type of profile prevents the cutting die from tilting over and ensures a uniform cutting result across the entire sheet. By using the CITO BALANCE PROFILE the makeready time is reduced substantially and the machine performance is increased significantly.

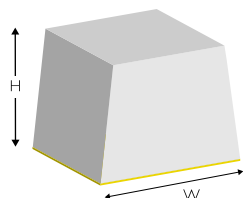
Another advantage: The cutting rules are handled carefully, which has a positive effect on the life of the cutting die. The product innovation is available with self-adhesive CITO EasyFix technology.

The advantages:

- Shorter set-up time by faster makeready
- Reduced cutting pressure
- Improved sheet run and greater machine performance
- Longer life of the cutting tool
- Available in self-adhesive CITO EasyFix technology
- Certified as safe for the production of food packaging
- Certified as safe for the production of food packaging
  - ✓ Conform with sections 3 and 17 of EC No. 1935/2004 for food contact materials
  - ✓ Production reliability combined with product safety




CITO BALANCE PROFILE



GREY / RED



GREY / GREEN



Area of application:


- Flatbed / corrugated board
- Flatbed / folding carton

Order no.	Description	Dimensions (L × W × H)	Colour	Wood thickness
BPB02608	CBP 8 mm	658 × 20 × 8 mm	GREY / RED	18 mm
BPB02610	CBP 10 mm	658 × 20 × 10 mm	GREY / BLUE	15.8 mm
BPB02611	CBP 11 mm	658 × 20 × 11 mm	GREY / BLACK	15 mm
BPB02613	CBP 13 mm	658 × 20 × 13 mm	GREY / GREEN	12 mm

Self-adhesive version  
CITO BALANCE PROFILE EasyFix

Unit: 38 strips / 25 m





## Makeready Material

### CITO TAPE

Self-adhesive, special patching tape of calibrated laminated paper. Easy use thanks to protective lead-on with tab and colour code for different thicknesses.



- Higher production reliability through optimum adhesive strength, even for tape-to-tape applications
- Uniform and easy unwinding: no bulging, no blocking and no soiling thanks to winding up on a separate core that is free from burrs
- Ideal for long runs and repeat orders due to its extreme hardness
- Smooth running of the machine through constant pressure distribution
- Largest choice of widths and thicknesses, even for special applications

**CITO TAPE White:** We offer you a fast and convenient solution with a material thickness of 0.15 mm for difficult patching situations, such as the initial cutting line or creasing/scoring lines in general.

Order no.	Colour	Thickness	Length	Width	Unit
<b>Standard width 6 mm</b>					
BJC01002	Blue	0.03 mm	40 m	6.0 mm	25 reels
BJC01012	Red	0.05 mm	30 m	6.0 mm	25 reels
BJC01007	Yellow	0.08 mm	20 m	6.0 mm	25 reels
BJC01030	White	0.15 mm	10 m	6.0 mm	25 reels
<b>Width 3 mm</b>					
BJC01006	Blue	0.03 mm	40 m	3.0 mm	40 reels
BJC01016	Red	0.05 mm	30 m	3.0 mm	40 reels
BJC01011	Yellow	0.08 mm	20 m	3.0 mm	40 reels
<b>Width 12 mm</b>					
BJC01003	Blue	0.03 mm	40 m	12 mm	12 reels
BJC01013	Red	0.05 mm	30 m	12 mm	12 reels
BJC01008	Yellow	0.08 mm	20 m	12 mm	12 reels
<b>Width 20 mm</b>					
BJC01004	Blue	0.03 mm	40 m	20 mm	7 reels
BJC01014	Red	0.05 mm	30 m	20 mm	7 reels
BJC01009	Yellow	0.08 mm	20 m	20 mm	7 reels
<b>Width 30 mm</b>					
BJC01005	Blue	0.03 mm	40 m	30 mm	5 reels
BJC01015	Red	0.05 mm	30 m	30 mm	5 reels
BJC01010	Yellow	0.08 mm	20 m	30 mm	5 reels


## CITO TAPE – Width 700 mm

Perfectly suited for the zone makeready of your stamping/cutting tools and the general preparation of your diecutting machines and platen presses.

Order no.	Colour	Thickness	Length	Width	Unit
BJC01023	Blue	0.03 mm	40 m	700 mm	1 reel
BJC01024	Red	0.05 mm	30 m	700 mm	1 reel
BJC01025	Yellow	0.08 mm	20 m	700 mm	1 reel

## CITO Makeready Sheet

### CITO Makeready Sheet, 3-ply



The CITO Makeready Sheet comprising film laminated on both sides with paper to form a 3-layer lay-up, combines the processing and handling advantages of a paper sheet with the tear resistance of a foil:

The paper surface is ideally suited for plotting with inkjet and pen (ballpoint pen). Due to the excellent ink absorption, a good contrast between the paper and the applied layout results; pasting the patching paper with CITO TAPE is also made easier.

The middle foil layer ensures dimensional stability; this makes register-true fine makeready possible. The surface coating is retained, the print is still visible and the patching tape keeps its position. Even in this state, the makeready sheet stays absolutely tearproof due to the laminated material.

Individual intermediate sizes in formats from 100 to 140 cm are available in small quantities and short delivery times. We are therefore able to cover all machine formats.

Paper-film-paper laminate


Order no.	Description	Dimensions (L × W × H)	Unit
BJA00024	CITO Makeready Sheet, 3-ply	50 m × 106 cm × 0.10 mm	1 reel
BJA00020	CITO Makeready Sheet, 3-ply	50 m × 120 cm × 0.10 mm	1 reel
BJA00030	CITO Makeready Sheet, 3-ply	50 m × 130 cm × 0.10 mm	1 reel
BJA00031	CITO Makeready Sheet, 3-ply	50 m × 140 cm × 0.10 mm	1 reel

### Calibrated Makeready Sheet, paper



Order no.	Description	Format	Dimensions (L × W × H)
BJA00002	Calibrated Makeready Sheet, paper, yellow	102er	1030 × 735 × 0.10 mm
BJA00009	Calibrated Makeready Sheet, paper, yellow	106er	1070 × 740 × 0.10 mm
BJA00015	Calibrated Makeready Sheet, paper, yellow	142er	1410 × 1110 × 0.10 mm

### Calibrated Makeready Sheet, film



Order no.	Description	Dimensions (L × W × H)	Unit
BJA00017	Calibrated Makeready Sheet, film*	50 m × 120 cm × 0.10 mm	1 reel

\* dimensionally stable, tear resistant and waterproof



## CITO Steel Shim Tape

Self-adhesive, made from cold-rolled precision strip steel with fingerlift; for direct patching of the cutting die.

Order no.	Colour	Thickness	Dimensions (L × W)	Unit
AJA06001	White	0.03 mm	10 m × 6.5 mm	1 reel
AJA06002	Yellow	0.04 mm	10 m × 6.5 mm	1 reel
AJA06003	Red	0.05 mm	10 m × 6.5 mm	1 reel
AJA06004	Blue	0.10 mm	10 m × 6.5 mm	1 reel

Tolerance in width ±0.10 mm

Tolerance in thickness ±0.006 mm




## Zonal Patching Paper

The zone makeready is used to increase the cutting force in an insufficiently cut area. To this end, 0.03 mm thick zonal patching paper is used.

During the detailing makeready, strips of BEA00062 zonal patching paper are glued onto the makeready sheet on which cutting inequalities appear. The result is a blank of uniform quality without significantly increasing the cutting force.


Order no.	Thickness	Dimensions (L × W)	Unit
BEA00062	0.03 mm	250 m × 1100 mm	1 reel



## CITO Special Carbon Paper blue

Can be used repeatedly due to the high number of colour pigments. Available in sheets or on reels.

Order no.	Colour	Dimensions (W × L)	Unit
BJB00004	Blue	72 cm × 102 cm	100 sheets
BJB00003	Blue	70 cm × 150 m	1 reel



## Tools for nicks

### CITO Manual Nick Grinder

#### CG 3 – Manual Nick Grinder for cutting dies

With pneumatic drive for high pulling power and patented attachment for pressing down the rubbering. For burr-free grinding of nicks and maintaining the function of the rubber.


The pneumatic drive generates very high and constant pulling power, which is permanently available without, for example, having to consider load cycles or change batteries. The fabric-reinforced pneumatic hose is extremely flexible.

Thanks to the large surface, tilting during grinding is prevented. The user can therefore grind the nicks straight and positionally accurate. The depth of the nick is determined exactly with the depth setting.

The patented attachment for pressing down rubber and ejection materials prevents grinding of the rubber or the profile. The advantage: Fewer and smaller nicks are required and the performance of the cutting die rubbering is maintained. The nick grinder is available with versions for corrugated and solid board. The attachments are matched to the standard widths of the diamond grinding discs for corrugated and solid board.

Nicks can be optimally set with diamond grinding discs. Compared to standard grinding discs, they are extremely robust and therefore more breakproof. They are also more durable and sustainable. The nick grinder comes with the right diamond disc for the device in the required size.

Used in conjunction with the nick grinder, the manual nick tools are ideal. The chisels can be used to enlarge the nicks after grinding if necessary. Two free manual nick tools are also included in the package.



Order no.	Model	Version	Unit
AIA02001	CG 3 V	with attachment for solid board	1 pc.
AIA01001	CG 3 W	with attachment for corrugated board	1 pc.
AIA02003		attachment for solid board (for wood of 18 mm thickness)	1 pc.
AIA01007		attachment for corrugated board (for wood of 15 mm thickness)	1 pc.

Note: The device operates with diamond grinding discs with size 50 × 8 mm.

## Grinding Discs

### CITO Diamond Grinding Discs



Grinding discs with specially matched diamond dust grit size – perfect for grinding nicks in cutting rules.

Ideal for use with the CITO CG 3 Manual Nick Grinder. The metal body ensures high break resistance and a long tool life. The service life is around 1,000 times longer than that of conventional grinding discs. The result: more safety, more sustainability, reduced costs.

The nick grinder scope of delivery also includes the right diamond disc for the device in the required size.

Order no.	Thickness	Ø Scheibe x Bohrung	Unit
BID52000	0.2 mm	50 × 8 mm	1 pc.
BID52001	0.3 mm	50 × 8 mm	1 pc.
BID52002	0.4 mm	50 × 8 mm	1 pc.
BID52003	0.5 mm	50 × 8 mm	1 pc.
BID52004	0.6 mm	50 × 8 mm	1 pc.
BID52005	0.7 mm	50 × 8 mm	1 pc.
BID52006	0.8 mm	50 × 8 mm	1 pc.
BID52007	0.9 mm	50 × 8 mm	1 pc.
BID52008	1.0 mm	50 × 8 mm	1 pc.
BID52009	1.2 mm	50 × 8 mm	1 pc.
BID52011	1.5 mm	50 × 8 mm	1 pc.
BID52013	2.0 mm	50 × 8 mm	1 pc.
BID52014	2.5 mm	50 × 8 mm	1 pc.

Other dimensions for products from manufacturers Mafix, SERVO, BT, VERCO, SKS, SERVIFORM on request.




### Grinding Discs

From high-quality corundum, hardly any thickness tolerances.

	50 × 8 mm	50 × 6 mm	35 × 7 mm
For devices	CITO SINTEC NOR-GRAPHIC	Mafix	BT Verco LKS
Thickness	Order no.	Order no.	Order no.
0.2 mm	BIC58001	BIC56001	BIC37001
0.3 mm	BIC58002	BIC56002	BIC37002
0.4 mm	BIC58003	BIC56003	BIC37003
0.5 mm	BIC58004	BIC56004	BIC37004
0.6 mm	BIC58005	BIC56005	BIC37005
0.7 mm	BIC58006	BIC56006	BIC37006
0.8 mm	BIC58007	BIC56007	BIC37007
0.9 mm	BIC58008	BIC56008	BIC37008
1.0 mm	BIC58009	BIC56009	BIC37009
1.2 mm	BIC58010	BIC56010	BIC37010
1.5 mm	BIC58012	BIC56012	BIC37012
2.0 mm	BIC58015	BIC56015	BIC37014
2.5 mm	BIC58016	BIC56016	BIC37015

Unit: 25 pcs.

Other dimensions for products from manufacturers Mafix, SERVO, BT, VERCO, SKS, SERVIFORM on request.



## Manual nick tools

### Optimal for reworking nicks

Manual nick tools are mainly used to extend existing nicks and to subsequently set nicks that can no longer be ground.

The nick chisel is positioned on the suitable place on the non-rubberised cutting rule and is driven in there to the required depth with a hammer.

Due to the precise machining of the robust tool steel, subsequently extended nicks are also shaped optimally.

Order no.	Description	Width
BIA00003	Manual nick chisel	0.3 mm
BIA00004	Manual nick chisel	0.4 mm
BIA00005	Manual nick chisel	0.5 mm
BIA00006	Manual nick chisel	0.6 mm
BIA00007	Manual nick chisel	0.7 mm
BIA00008	Manual nick chisel	0.8 mm
BIA00009	Manual nick chisel	0.9 mm
BIA00010	Manual nick chisel	1.0 mm
BIA00012	Manual nick chisel	1.2 mm
BIA00015	Manual nick chisel	1.5 mm
BIA00020	Manual nick chisel	2.0 mm

Unit: 1 pc.;

Further sizes available upon demand





# Cleaning Agent

## CITOSOL FREE



Nonfood Compounds  
Listed K1+K3 Reg. 163240

CITOSOL FREE is the perfect complement to the cleaning agent assortment. It is made from organic solvents and orange terpenes. The cleaning properties of CITOSOL FREE are identical to those of CITOSOL.

The advantages:

- Safe and compatible cleaning
  - thanks to the optimised material properties and ingredients
- Easy and optimum storage
  - due to the small percentage of solvents and high flashpoint
- Cost-effective and fast dispatch
  - CITOSOL FREE does not require hazard labelling

CITOSOL FREE is characterised by its small percentage of solvents and therefore its high flashpoint which is a major advantage especially in storage. Material properties and ingredients, from which the user also benefits when cleaning the cutting plate. When it comes to safety and compatibility, use of CITOSOL FREE is a clean solution.

Material properties:

- Flashpoint > 62 °C
- Solvent content < 5 %
- Does not fall under the TA Luft (German emissions regulations)
- The cleaner is not subject to mandatory hazard labelling under Regulation (EC) No. 1272/200 (CLP)
- The product falls within storage class 10 to TRGS 510 (German hazardous substances regulations)

Order no.	Description
BMA00010	CITOSOL FREE 1 Liter
BMA00011	CITOSOL FREE 5 Liter
BMA00007	CITOSOL FREE Cleaning Set

CITOSOL FREE is an NSF-registered product (Nonfood Compounds Registration Program).  
CITOSOL FREE / Category Code: K1, K3 / NSF Registration No. 163240



## CITOSOL



The lemon-based cleaning agent for cleaning and degreasing metal surfaces and for removing adhesive and printing ink residues. Together with the corresponding CITOSOL accessories, the cutting plate can be cleaned very quickly.

CITOSOL is available in different containers. Ideal for trying out and testing: the CITOSOL Cleaning Set.



Nonfood Compounds  
Listed K3 Reg. 158318

Order no.	Description
BMA00001	1 carton with 4 cans at 1 litre each
BMA00003	1 can 5 litres
BMA00004	1 barrel 60 litres
BMA00005	CITOSOL Starter Cleaning Set <ul style="list-style-type: none"> <li>• 1 can of CITOSOL 1 litre</li> <li>• 1 test spray bottle 1 litre without contents</li> <li>• 1 glue scraper with a 100 mm blade</li> <li>• 1 removal tool with a 20 mm blade</li> </ul>

CITOSOL is an NSF-registered product (Nonfood Compounds Registration Program).  
CITOSOL / Category Code: K3 / NSF Registration No. 158318

## Accessories cutting plate cleaners

The following accessories are available for optimum application of the CITOSOL and CITOSOL FREE cutting plate cleaners.


Order no.	Description
BMB00012	1 pump spray can CITOSOL 1 litre
BMB00013	1 pump spray can CITOSOL FREE 1 litre
BMB00008	1 set of washer for pump spray can
BMB00001	1 glue scraper with a 100 mm blade
BMB00002	1 set of blades (10 pieces) for scraper
BMB00007	1 removal tool with a 20 mm blade
BMB00010	1 blade for removal tool (20 mm blade)
BMB00005	1 discharge tap for 60 litre barrel




## CITO Rule Puller

The CITO Rule Puller makes changing cutting, creasing and special rules (2-4 pt rules) simply child's play

- Simple and efficient handling
- The vertical pulling force enable rules to be pulled straight upwards without tilting
- The interchangeable clamping jaws allow you to pull rules even when they are positioned closely together
- Magnetic foot pins enable easy and flexible positioning of the CITO Rule Puller
- Suitable for both left-handed and right-handed users
- Suitable for 2-4 pt rules
- Replacement clamping jaws (wide and narrow) are available separately
- Narrow and wide clamping jaws are included in the kit



Order no.	Description	Unit
BQS00020	CITO Rule Puller	1 pc.
BQS00021	Jaws for CITO Rule Puller	2 pcs.
BQS00022	Jaws (narrow, for rule distances under 6 mm) for CITO Rule Puller	2 pcs.
BQS00023	Slider for clamping jaws for CITO Rule Puller	1 set
BQS00024	Pins for CITO Rule Puller	1 pc.



## CITO SHEET RAMP

CITO SHEET RAMP S



CITO SHEET RAMP M



### Small tool with large effect

CITO SHEET RAMP lifts the sheet before it reaches obstacles to enable faster and more reliable machine running. The CITO SHEET RAMP also supports lifting of the sheet after the cutting process, e.g. out of the creasing channel. The machine operator positions the self-adhesive CITO SHEET RAMP in the machine's running direction, in front of the interfering contour, by means of "Pick and Place".

It can be used as a problem solver on cutting plates, cut-crease plates, Pertinax counters, the middle stripping board or the lower blanking tool. The high adhesive force and easy handling make the CITO SHEET RAMP unique. A small production tolerance enables precise gluing in the cut contours if necessary.

### Areas of application

**Cutting plate:** In front of a reverse cut or a reverse crease: The cardboard is transferred smoothly over the obstacle before the cutting process. After the cutting process, the cardboard is ejected, which helps the sheet transport. In front of a Pertinax counter or on the Pertinax counter in front of a crease or reverse cut. CITO SHEET RAMP can also be used for embossing.

**Cut-crease plate:** In front of a creasing channel cut across the machine's running direction to lift the sheet out of the channel after cutting. In front of a reverse cut or reverse crease to transport the sheet over the obstacle.

**Middle stripping die:** For sheet transport over waste holes and to avoid stoppers.

**Lower blanking tool:** For optimisation of the sheet transport.


User benefits:

- Higher machine speed
- Avoidance of machine stoppers

CITO SHEET RAMP is suitable for cardboard and corrugated cardboard; two variants available.

Order no.	Description	Length	Colour	Unit
BQR00003	CITO SHEET RAMP S	11 mm   0.43"	Black	200 pcs.
BQR00004	CITO SHEET RAMP M	21 mm   0.83"	Black	200 pcs.





Components and concepts  
for diemaking

# CITO FormLine

## Overview FormLine



### CITO Ejection Material

CITO materials certified for food packaging  
 CITO EasyFix – self-adhesive profiles  
 Cutting dies with the CITO Quality Label  
 Ejection Material  
 Adhesive and Glue




### Counterboard Material

CITO Pertinax  
 Pertinax Accessories  
 Pertinax Milling Tools




### Plotter Auxiliaries

Drawing Foils, Makeready Sheets  
 Cutting Blades, Protection Mats  
 Ballpoint Pens



### Stripping Components

CITO LOCK, CITO Centering Screw for Centerline I, PROTECTOR,  
 CITO SHEET RAMP, CITO SHEET LIFT 3D, CITO SECURE PRESSER 2.0,  
 CITO SHEET PRESSER, CITO CRAFT STRIP / CITO CASTLE STRIP,  
 CITO BOX RAMP, CITO DYN SEPARATOR, Stripping Foam,  
 CENTERING Elements, Stripping Pins and Stripping Rules, Stripping Accessories



### Blanking Components

Angle-Lock™ Frames  
 Grid Material, Pressers, Joggers, Rails, Components  
 Material for pusher blocks: CITO SPACER, CITO MOUNTING SLEEVE  
 CITO Quick Lock Safety Screw  
 CITO Ejection Material for presser plates




### Perforating and embossing tools

Symbols  
 Spikes with groove  
 Mini Spikes  
 Mini Embossing Tools  
 Accessories



### Accessories for Diemaking

HS CITO FormLine: Cutting rules and creasing rules  
 CITO Centerline Reinforcement, CITO LOCK FIX  
 Knock-in Nuts, CITO Rule Puller  
 Hammers  
 CITO Handle for rotary half-shells



## CITO Ejection Material





## CITO materials certified for food packaging

Certified material to manufacture folding carton packaging for food

### We combine production reliability with product safety

- Safe for the manufacture of folding cartons for foods
- Conform with the EU Directive for food contact materials (EC No. 1935/2004 Art. 3 and 17)
- Also certified in the self-adhesive version CITO EasyFix



Learn more about materials for food packaging:

[www.cito.de/food-packaging](http://www.cito.de/food-packaging)

## Quality and safety are important for us!

Particles of all materials are abraded during the diecutting process. This affects both ejection material and rubber profiles on the cutting die as a result of the production. These particles may also be left on the carton and can come into contact with food during the later production process.

Since our products are certified, we can guarantee that the abrasion from material has no shares that are harmful to health. Our materials CITO Polytop, CITOject F, CITO BALANCE PROFILE, CITO MASTER Rubber, CITO FAST Rubber, CITO D/5 Top, CITO D/5, CITO C/3 and CITO B/2 can therefore be safely used to manufacture cutting dies to produce folding carton packaging for food.

## Certified rubber profiles and ejection materials

The following CITO materials are certified as safe to manufacture food packaging:



CITO Polytop



CITOject F



CITO BALANCE PROFILE



CITO MASTER Rubber



CITO FAST Rubber



CITO D/5 Top



CITO D/5 Peak



CITO D/5



CITO C/3



CITO B/2

- ✓ CITO Polytop
- ✓ CITOject F
- ✓ CITO BALANCE PROFILE
- ✓ CITO MASTER Rubber
- ✓ CITO FAST Rubber
- ✓ CITO D/5 Top
- ✓ CITO D/5 Peak
- ✓ CITO D/5
- ✓ CITO C/3
- ✓ CITO B/2



## CITO EasyFix Technology – the Original!


### Self-adhesive profiles



The advantages:

- Time saving due to easy, fast and precise attachment of the profiles
- Superglue-free laser cuts
- No damage to the cutting die surfaces
- Quick and residue-free changing of the profiles if necessary
- 100 % efficiency of rubber lining
- Increase in work safety
- Increased customer satisfaction

Rubber lining can be detached  
leaving no residues




with EasyFix




without EasyFix

Blade can be changed without  
damaging the cutting die



with EasyFix



without EasyFix

### Perfection, fast and simple

The perfection of your diemaking is our concern – so raise your productivity, reduce your costs and increase your work protection with CITO EasyFix.

With self-adhesive CITO EasyFix profiles you equip your cutting die quickly and precisely. EasyFix was developed especially for diemaking, to withstand the loads that arise during the diecutting process.

The name “CITO EasyFix” stands for unique functionality, maximum reliability and convincing application advantages. More and more diemakers and packaging producers rightly trust CITO, the producer of unsurpassed quality.

### Superglue-free laser cuts

When using CITO EasyFix, no interfering adhesive sticks on the rules and ejection materials. The rules can settle properly in the tool. The setting up is carried out reliably and quickly, no need for additional gluing work.

### Without damaging the cutting die

Your customers too can profit from the use of EasyFix profiles on the cutting die, because neither removal of the rubber lining nor changing blades result in the familiar damage to the cutting dies.



For further information visit:  
[www.cito.de/easyfix](http://www.cito.de/easyfix)




## Self-adhesive profiles with Fingerlift

CITO rubber profiles **with self-adhesive EasyFix technology with Fingerlift.**

The new profiles combine all the benefits of material properties, longevity and performance with the EasyFix technology.

The self-adhesive EasyFix tape is now equipped with Fingerlift. This makes it even more user-friendly and efficient to apply.





## Cutting dies with the CITO Quality Label



For optimum performance, efficient processes and outstanding quality

The challenges and standards for packaging are increasing – be on the winners' side and use tools that are worth their price in terms of quality and performance.


Because good quality is worth it. It pays to invest in a good tool instead of paying for the perceived saving with reduced production performance, high process costs and unnecessary waste of resources.

We created the CITO Ejection Material quality label so that converters know which materials have been used on the cutting die. This quality symbol on the tool means that high-quality elastomers have been applied.

The advantages:

- Optimum machine performance and maximum output
- Efficient and safe processes that use resources carefully
- Fast and easy makeready
- Standardised and constant tool quality
- Cutting dies with high output rates and long durability
- Enormous potential savings in production costs

For optimum value for money, outstanding results – simply more profit.



Learn more about the CITO Quality Label:  
[www.cito.de/cutting-dies-cito-quality-label](http://www.cito.de/cutting-dies-cito-quality-label)



## CITO Polytop

### High Performance Ejection Material

CITO Polytop is an extremely wear-resistant and top-quality ejection material that has been specially developed for the diecutting industry.

CITO Polytop is characterised by its consistency, particularly in repeat runs, with a minimum of set-up work.

Outstanding material properties guarantee maximum machine output at all times and excellent diecutting results.

The colour-coding for the different hardnesses allows a quick and easy optical check of the quality. CITO Polytop has been certified as safe for the production of folding boxes for food packaging.

The advantages:

- For the highest print runs and maximum machine speeds
- Ideal for repeat runs and all special applications
- Very resistant and durable
- Simple optical quality control through colour-coding
- UV and ageing-resistant material
- Faster and more efficient production process
- High-quality and excellent end products
- EasyFix technology for exact positioning and residue-free removal of the ejection material
- Certified as safe for the production of folding boxes for food packaging
  - ✓ Conform with sections 3 and 17 of EC No. 1935/2004 for food contact materials
  - ✓ Production reliability combined with product safety



CITO Polytop

Area of application:

- Rotation
- Flatbed / corrugated board
- Flatbed / folding carton


## Overview

	Description	Dimensions (L × W)
	CITO Polytop 10 OLIVE	658 × 380 mm
	CITO Polytop 15 SAND	658 × 380 mm
	CITO Polytop 20 YELLOW	658 × 380 mm
	CITO Polytop 25 RED	658 × 380 mm
	CITO Polytop 30 BLUE	658 × 380 mm
	CITO Polytop 35 GREEN	658 × 380 mm
	CITO Polytop 40 ORANGE	658 × 380 mm
	CITO Polytop 45 VIOLET	658 × 380 mm
	CITO Polytop 50 DARK BLUE	658 × 380 mm
	CITO Polytop 60 DARK RED	658 × 380 mm



## CITO Polytop Rotation

- Extremely long service lives
- Maximum machine speed
- Fewer machine downtimes
- Reduced waste in the sheet edge area and pallet
- Maximum ejection safety
- Clean cut edges
- Lower ink absorption



## CITO Polytop Flatbed / Cardboard

- Longest service lives
- Highest machine output
- Less knife wear
- Shortest machine set-up times
- Less diecutting dust
- Clean cut edges
- Less angel hair
- Lower ink absorption



## CITO Polytop Flatbed / Corrugated board

- Extremely long service lives
- Minimum machine set-up times
- Reduced cutting pressure
- Lower ink absorption
- Less diecutting dust
- Fewer and smaller nicks
- Clean cut edges, less angel hair
- Fewer cracks in the inner liners
- Less waste

# Plates



Description	Dimensions (L × W × H)	Order no.	Order no. EasyFix
<b>CITO Polytop 10 OLIVE</b>			
<b>CITO Polytop Flatbed</b>			
CITO Polytop 10 OLIVE	658 × 380 × 2 mm	BPP00003	BPP02003
CITO Polytop 10 OLIVE	658 × 380 × 3 mm	BPP00005	BPP02005
CITO Polytop 10 OLIVE	658 × 380 × 4 mm	BPP00007	BPP02007
CITO Polytop 10 OLIVE	658 × 380 × 5 mm	BPP00009	BPP02009
CITO Polytop 10 OLIVE	658 × 380 × 6 mm	BPP00011	BPP02011
CITO Polytop 10 OLIVE	658 × 380 × 7 mm	BPP00013	BPP02013
CITO Polytop 10 OLIVE	658 × 380 × 8 mm	BPP00015	BPP02015
CITO Polytop 10 OLIVE	658 × 380 × 9 mm	BPP00017	BPP02017
CITO Polytop 10 OLIVE	658 × 380 × 9.5 mm	BPP00018	BPP02018
CITO Polytop 10 OLIVE	658 × 380 × 10 mm	BPP00019	BPP02019
CITO Polytop 10 OLIVE	658 × 380 × 11 mm	BPP00021	BPP02021
CITO Polytop 10 OLIVE	658 × 380 × 12 mm	BPP00023	BPP02023
CITO Polytop 10 OLIVE	658 × 380 × 13 mm	BPP00025	BPP02025
<b>CITO Polytop Rotation</b>			
CITO Polytop 10 OLIVE	658 × 380 × 14 mm	BPP00027	
CITO Polytop 10 OLIVE	658 × 380 × 15 mm	BPP00029	
CITO Polytop 10 OLIVE	658 × 380 × 16 mm	BPP00031	
CITO Polytop 10 OLIVE	658 × 380 × 17 mm	BPP00033	
CITO Polytop 10 OLIVE	658 × 380 × 18 mm	BPP00035	
CITO Polytop 10 OLIVE	658 × 380 × 19 mm	BPP00037	
CITO Polytop 10 OLIVE	658 × 380 × 20 mm	BPP00039	
<b>CITO Polytop 15 SAND</b>			
<b>CITO Polytop Flatbed</b>			
CITO Polytop 15 SAND	658 × 380 × 2 mm	BPP00103	BPP02103
CITO Polytop 15 SAND	658 × 380 × 3 mm	BPP00105	BPP02105
CITO Polytop 15 SAND	658 × 380 × 4 mm	BPP00107	BPP02107
CITO Polytop 15 SAND	658 × 380 × 5 mm	BPP00109	BPP02109
CITO Polytop 15 SAND	658 × 380 × 6 mm	BPP00111	BPP02111
CITO Polytop 15 SAND	658 × 380 × 7 mm	BPP00113	BPP02113
CITO Polytop 15 SAND	658 × 380 × 8 mm	BPP00115	BPP02115
CITO Polytop 15 SAND	658 × 380 × 9 mm	BPP00117	BPP02117
CITO Polytop 15 SAND	658 × 380 × 9.5 mm	BPP00118	BPP02118
CITO Polytop 15 SAND	658 × 380 × 10 mm	BPP00119	BPP02119
CITO Polytop 15 SAND	658 × 380 × 11 mm	BPP00121	BPP02121
CITO Polytop 15 SAND	658 × 380 × 12 mm	BPP00123	BPP02123
CITO Polytop 15 SAND	658 × 380 × 13 mm	BPP00125	BPP02125
<b>CITO Polytop Rotation</b>			
CITO Polytop 15 SAND	658 × 380 × 14 mm	BPP00127	
CITO Polytop 15 SAND	658 × 380 × 15 mm	BPP00129	
CITO Polytop 15 SAND	658 × 380 × 16 mm	BPP00131	
CITO Polytop 15 SAND	658 × 380 × 17 mm	BPP00133	
CITO Polytop 15 SAND	658 × 380 × 18 mm	BPP00135	
CITO Polytop 15 SAND	658 × 380 × 19 mm	BPP00137	
CITO Polytop 15 SAND	658 × 380 × 20 mm	BPP00139	
<b>Self-adhesive version</b>			
<b>CITO Polytop EasyFix available for flatbed</b>			



Plate format (unit = 1 plate)

Discover the product diversity. Other sizes available on request.

Note: The indicated dimensions of length and width with plates can vary by ± 5 mm.





Description	Dimensions (L × W × H)	Order no.	Order no. EasyFix
<b>CITO Polytop 20 YELLOW</b>			
<b>CITO Polytop Flatbed</b>			
CITO Polytop 20 YELLOW	658 × 380 × 2 mm	BPP00203	BPP02203
CITO Polytop 20 YELLOW	658 × 380 × 3 mm	BPP00205	BPP02205
CITO Polytop 20 YELLOW	658 × 380 × 4 mm	BPP00207	BPP02207
CITO Polytop 20 YELLOW	658 × 380 × 5 mm	BPP00209	BPP02209
CITO Polytop 20 YELLOW	658 × 380 × 6 mm	BPP00211	BPP02211
CITO Polytop 20 YELLOW	658 × 380 × 7 mm	BPP00213	BPP02213
CITO Polytop 20 YELLOW	658 × 380 × 8 mm	BPP00215	BPP02215
CITO Polytop 20 YELLOW	658 × 380 × 9 mm	BPP00217	BPP02217
CITO Polytop 20 YELLOW	658 × 380 × 9.5 mm	BPP00218	BPP02218
CITO Polytop 20 YELLOW	658 × 380 × 10 mm	BPP00219	BPP02219
CITO Polytop 20 YELLOW	658 × 380 × 11 mm	BPP00221	BPP02221
CITO Polytop 20 YELLOW	658 × 380 × 12 mm	BPP00223	BPP02223
CITO Polytop 20 YELLOW	658 × 380 × 13 mm	BPP00225	BPP02225
<b>CITO Polytop Rotation</b>			
CITO Polytop 20 YELLOW	658 × 380 × 14 mm	BPP00227	
CITO Polytop 20 YELLOW	658 × 380 × 15 mm	BPP00229	
CITO Polytop 20 YELLOW	658 × 380 × 16 mm	BPP00231	
CITO Polytop 20 YELLOW	658 × 380 × 17 mm	BPP00233	
CITO Polytop 20 YELLOW	658 × 380 × 18 mm	BPP00235	
CITO Polytop 20 YELLOW	658 × 380 × 19 mm	BPP00237	
CITO Polytop 20 YELLOW	658 × 380 × 20 mm	BPP00239	



<b>CITO Polytop 25 RED</b>			
<b>CITO Polytop Flatbed</b>			
CITO Polytop 25 RED	658 × 380 × 2 mm	BPP00303	BPP02303
CITO Polytop 25 RED	658 × 380 × 3 mm	BPP00305	BPP02305
CITO Polytop 25 RED	658 × 380 × 4 mm	BPP00307	BPP02307
CITO Polytop 25 RED	658 × 380 × 5 mm	BPP00309	BPP02309
CITO Polytop 25 RED	658 × 380 × 6 mm	BPP00311	BPP02311
CITO Polytop 25 RED	658 × 380 × 7 mm	BPP00313	BPP02313
CITO Polytop 25 RED	658 × 380 × 8 mm	BPP00315	BPP02315
CITO Polytop 25 RED	658 × 380 × 9 mm	BPP00317	BPP02317
CITO Polytop 25 RED	658 × 380 × 9.5 mm	BPP00318	BPP02318
CITO Polytop 25 RED	658 × 380 × 10 mm	BPP00319	BPP02319
CITO Polytop 25 RED	658 × 380 × 11 mm	BPP00321	BPP02321
CITO Polytop 25 RED	658 × 380 × 12 mm	BPP00323	BPP02323
CITO Polytop 25 RED	658 × 380 × 13 mm	BPP00325	BPP02325
<b>CITO Polytop Rotation</b>			
CITO Polytop 25 RED	658 × 380 × 14 mm	BPP00327	
CITO Polytop 25 RED	658 × 380 × 15 mm	BPP00329	
CITO Polytop 25 RED	658 × 380 × 16 mm	BPP00331	
CITO Polytop 25 RED	658 × 380 × 17 mm	BPP00333	
CITO Polytop 25 RED	658 × 380 × 18 mm	BPP00335	
CITO Polytop 25 RED	658 × 380 × 19 mm	BPP00337	
CITO Polytop 25 RED	658 × 380 × 20 mm	BPP00339	

**Self-adhesive version**  
**CITO Polytop EasyFix available for flatbed**



Plate format (unit = 1 plate)

Discover the product diversity. Other sizes available on request.

Note: The indicated dimensions of length and width with plates can vary by ± 5 mm.



Description	Dimensions (L × W × H)	Order no.	Order no. EasyFix
<b>CITO Polytop 30 BLUE</b>			
<b>CITO Polytop Flatbed</b>			
CITO Polytop 30 BLUE	658 × 380 × 2 mm	BPP00403	BPP02403
CITO Polytop 30 BLUE	658 × 380 × 3 mm	BPP00405	BPP02405
CITO Polytop 30 BLUE	658 × 380 × 4 mm	BPP00407	BPP02407
CITO Polytop 30 BLUE	658 × 380 × 5 mm	BPP00409	BPP02409
CITO Polytop 30 BLUE	658 × 380 × 6 mm	BPP00411	BPP02411
CITO Polytop 30 BLUE	658 × 380 × 7 mm	BPP00413	BPP02413
CITO Polytop 30 BLUE	658 × 380 × 8 mm	BPP00415	BPP02415
CITO Polytop 30 BLUE	658 × 380 × 9 mm	BPP00417	BPP02417
CITO Polytop 30 BLUE	658 × 380 × 9.5 mm	BPP00418	BPP02418
CITO Polytop 30 BLUE	658 × 380 × 10 mm	BPP00419	BPP02419
CITO Polytop 30 BLUE	658 × 380 × 11 mm	BPP00421	BPP02421
CITO Polytop 30 BLUE	658 × 380 × 12 mm	BPP00423	BPP02423
CITO Polytop 30 BLUE	658 × 380 × 13 mm	BPP00425	BPP02425
<b>CITO Polytop Rotation</b>			
CITO Polytop 30 BLUE	658 × 380 × 14 mm	BPP00427	
CITO Polytop 30 BLUE	658 × 380 × 15 mm	BPP00429	
CITO Polytop 30 BLUE	658 × 380 × 16 mm	BPP00431	
CITO Polytop 30 BLUE	658 × 380 × 17 mm	BPP00433	
CITO Polytop 30 BLUE	658 × 380 × 18 mm	BPP00435	
CITO Polytop 30 BLUE	658 × 380 × 19 mm	BPP00437	
CITO Polytop 30 BLUE	658 × 380 × 20 mm	BPP00439	
<b>CITO Polytop 35 GREEN</b>			
<b>CITO Polytop Flatbed</b>			
CITO Polytop 35 GREEN	658 × 380 × 2 mm	BPP00503	BPP02503
CITO Polytop 35 GREEN	658 × 380 × 3 mm	BPP00505	BPP02505
CITO Polytop 35 GREEN	658 × 380 × 4 mm	BPP00507	BPP02507
CITO Polytop 35 GREEN	658 × 380 × 5 mm	BPP00509	BPP02509
CITO Polytop 35 GREEN	658 × 380 × 6 mm	BPP00511	BPP02511
CITO Polytop 35 GREEN	658 × 380 × 7 mm	BPP00513	BPP02513
CITO Polytop 35 GREEN	658 × 380 × 8 mm	BPP00515	BPP02515
CITO Polytop 35 GREEN	658 × 380 × 9 mm	BPP00517	BPP02517
CITO Polytop 35 GREEN	658 × 380 × 9.5 mm	BPP00518	BPP02518
CITO Polytop 35 GREEN	658 × 380 × 10 mm	BPP00519	BPP02519
CITO Polytop 35 GREEN	658 × 380 × 11 mm	BPP00521	BPP02521
CITO Polytop 35 GREEN	658 × 380 × 12 mm	BPP00523	BPP02523
CITO Polytop 35 GREEN	658 × 380 × 13 mm	BPP00525	BPP02525
<b>CITO Polytop Rotation</b>			
CITO Polytop 35 GREEN	658 × 380 × 14 mm	BPP00527	
CITO Polytop 35 GREEN	658 × 380 × 15 mm	BPP00529	
CITO Polytop 35 GREEN	658 × 380 × 16 mm	BPP00531	
CITO Polytop 35 GREEN	658 × 380 × 17 mm	BPP00533	
CITO Polytop 35 GREEN	658 × 380 × 18 mm	BPP00535	
CITO Polytop 35 GREEN	658 × 380 × 19 mm	BPP00537	
CITO Polytop 35 GREEN	658 × 380 × 20 mm	BPP00539	



**Self-adhesive version**  
**CITO Polytop EasyFix available for flatbed**



Plate format (unit = 1 plate)

Discover the product diversity. Other sizes available on request.

Note: The indicated dimensions of length and width with plates can vary by ± 5 mm.

Description	Dimensions (L × W × H)	Order no.	Order no. EasyFix
<b>CITO Polytop 40 ORANGE</b>			
<b>CITO Polytop Flatbed</b>			
CITO Polytop 40 ORANGE	658 × 380 × 2 mm	BPP00603	BPP02603
CITO Polytop 40 ORANGE	658 × 380 × 3 mm	BPP00605	BPP02605
CITO Polytop 40 ORANGE	658 × 380 × 4 mm	BPP00607	BPP02607
CITO Polytop 40 ORANGE	658 × 380 × 5 mm	BPP00609	BPP02609
CITO Polytop 40 ORANGE	658 × 380 × 6 mm	BPP00611	BPP02611
CITO Polytop 40 ORANGE	658 × 380 × 7 mm	BPP00613	BPP02613
CITO Polytop 40 ORANGE	658 × 380 × 8 mm	BPP00615	BPP02615
CITO Polytop 40 ORANGE	658 × 380 × 9 mm	BPP00617	BPP02617
CITO Polytop 40 ORANGE	658 × 380 × 9.5 mm	BPP00618	BPP02618
CITO Polytop 40 ORANGE	658 × 380 × 10 mm	BPP00619	BPP02619
CITO Polytop 40 ORANGE	658 × 380 × 11 mm	BPP00621	BPP02621
CITO Polytop 40 ORANGE	658 × 380 × 12 mm	BPP00623	BPP02623
CITO Polytop 40 ORANGE	658 × 380 × 13 mm	BPP00625	BPP02625
<b>CITO Polytop Rotation</b>			
CITO Polytop 40 ORANGE	658 × 380 × 14 mm	BPP00627	
CITO Polytop 40 ORANGE	658 × 380 × 15 mm	BPP00629	
CITO Polytop 40 ORANGE	658 × 380 × 16 mm	BPP00631	
CITO Polytop 40 ORANGE	658 × 380 × 17 mm	BPP00633	
CITO Polytop 40 ORANGE	658 × 380 × 18 mm	BPP00635	
CITO Polytop 40 ORANGE	658 × 380 × 19 mm	BPP00637	
CITO Polytop 40 ORANGE	658 × 380 × 20 mm	BPP00639	
<b>CITO Polytop 45 VIOLET</b>			
<b>CITO Polytop Flatbed</b>			
CITO Polytop 45 VIOLET	658 × 380 × 2 mm	BPP00703	BPP02703
CITO Polytop 45 VIOLET	658 × 380 × 3 mm	BPP00705	BPP02705
CITO Polytop 45 VIOLET	658 × 380 × 4 mm	BPP00707	BPP02707
CITO Polytop 45 VIOLET	658 × 380 × 5 mm	BPP00709	BPP02709
CITO Polytop 45 VIOLET	658 × 380 × 6 mm	BPP00711	BPP02711
CITO Polytop 45 VIOLET	658 × 380 × 7 mm	BPP00713	BPP02713
CITO Polytop 45 VIOLET	658 × 380 × 8 mm	BPP00715	BPP02715
CITO Polytop 45 VIOLET	658 × 380 × 9 mm	BPP00717	BPP02717
CITO Polytop 45 VIOLET	658 × 380 × 9.5 mm	BPP00718	BPP02718
CITO Polytop 45 VIOLET	658 × 380 × 10 mm	BPP00719	BPP02719
CITO Polytop 45 VIOLET	658 × 380 × 11 mm	BPP00721	BPP02721
CITO Polytop 45 VIOLET	658 × 380 × 12 mm	BPP00723	BPP02723
CITO Polytop 45 VIOLET	658 × 380 × 13 mm	BPP00725	BPP02725
<b>CITO Polytop Rotation</b>			
CITO Polytop 45 VIOLET	658 × 380 × 14 mm	BPP00727	
CITO Polytop 45 VIOLET	658 × 380 × 15 mm	BPP00729	
CITO Polytop 45 VIOLET	658 × 380 × 16 mm	BPP00731	
CITO Polytop 45 VIOLET	658 × 380 × 17 mm	BPP00733	
CITO Polytop 45 VIOLET	658 × 380 × 18 mm	BPP00735	
CITO Polytop 45 VIOLET	658 × 380 × 19 mm	BPP00737	
CITO Polytop 45 VIOLET	658 × 380 × 20 mm	BPP00739	
<b>Self-adhesive version</b>			
<b>CITO Polytop EasyFix available for flatbed</b>			

Plate format (unit = 1 plate)

Discover the product diversity. Other sizes available on request.

Note: The indicated dimensions of length and width with plates can vary by ± 5 mm.

Description	Dimensions (L × W × H)	Order no.	Order no. EasyFix
<b>CITO Polytop 50 DARK BLUE</b>			
<b>CITO Polytop Flatbed</b>			
CITO Polytop 50 DARK BLUE	658 × 380 × 2 mm	BPP00803	BPP02803
CITO Polytop 50 DARK BLUE	658 × 380 × 3 mm	BPP00805	BPP02805
CITO Polytop 50 DARK BLUE	658 × 380 × 4 mm	BPP00807	BPP02807
CITO Polytop 50 DARK BLUE	658 × 380 × 5 mm	BPP00809	BPP02809
CITO Polytop 50 DARK BLUE	658 × 380 × 6 mm	BPP00811	BPP02811
CITO Polytop 50 DARK BLUE	658 × 380 × 7 mm	BPP00813	BPP02813
CITO Polytop 50 DARK BLUE	658 × 380 × 8 mm	BPP00815	BPP02815
CITO Polytop 50 DARK BLUE	658 × 380 × 9 mm	BPP00817	BPP02817
CITO Polytop 50 DARK BLUE	658 × 380 × 9.5 mm	BPP00818	BPP02818
CITO Polytop 50 DARK BLUE	658 × 380 × 10 mm	BPP00819	BPP02819
CITO Polytop 50 DARK BLUE	658 × 380 × 11 mm	BPP00821	BPP02821
CITO Polytop 50 DARK BLUE	658 × 380 × 12 mm	BPP00823	BPP02823
CITO Polytop 50 DARK BLUE	658 × 380 × 13 mm	BPP00825	BPP02825
<b>CITO Polytop Rotation</b>			
CITO Polytop 50 DARK BLUE	658 × 380 × 14 mm	BPP00827	
CITO Polytop 50 DARK BLUE	658 × 380 × 15 mm	BPP00829	
CITO Polytop 50 DARK BLUE	658 × 380 × 16 mm	BPP00831	
CITO Polytop 50 DARK BLUE	658 × 380 × 17 mm	BPP00833	
CITO Polytop 50 DARK BLUE	658 × 380 × 18 mm	BPP00835	
CITO Polytop 50 DARK BLUE	658 × 380 × 19 mm	BPP00837	
CITO Polytop 50 DARK BLUE	658 × 380 × 20 mm	BPP00839	
<b>CITO Polytop 60 DARK RED</b>			
<b>CITO Polytop Flatbed</b>			
CITO Polytop 60 DARK RED	658 × 380 × 2 mm	BPP00903	BPP02903
CITO Polytop 60 DARK RED	658 × 380 × 3 mm	BPP00905	BPP02905
CITO Polytop 60 DARK RED	658 × 380 × 4 mm	BPP00907	BPP02907
CITO Polytop 60 DARK RED	658 × 380 × 5 mm	BPP00909	BPP02909
CITO Polytop 60 DARK RED	658 × 380 × 6 mm	BPP00911	BPP02911
CITO Polytop 60 DARK RED	658 × 380 × 7 mm	BPP00913	BPP02913
CITO Polytop 60 DARK RED	658 × 380 × 8 mm	BPP00915	BPP02915
CITO Polytop 60 DARK RED	658 × 380 × 9 mm	BPP00917	BPP02917
CITO Polytop 60 DARK RED	658 × 380 × 9.5 mm	BPP00918	BPP02918
CITO Polytop 60 DARK RED	658 × 380 × 10 mm	BPP00919	BPP02919
CITO Polytop 60 DARK RED	658 × 380 × 11 mm	BPP00921	BPP02921
CITO Polytop 60 DARK RED	658 × 380 × 12 mm	BPP00923	BPP02923
CITO Polytop 60 DARK RED	658 × 380 × 13 mm	BPP00925	BPP02925
<b>CITO Polytop Rotation</b>			
CITO Polytop 60 DARK RED	658 × 380 × 14 mm	BPP00927	
CITO Polytop 60 DARK RED	658 × 380 × 15 mm	BPP00929	
CITO Polytop 60 DARK RED	658 × 380 × 16 mm	BPP00931	
CITO Polytop 60 DARK RED	658 × 380 × 17 mm	BPP00933	
CITO Polytop 60 DARK RED	658 × 380 × 18 mm	BPP00935	
CITO Polytop 60 DARK RED	658 × 380 × 19 mm	BPP00937	
CITO Polytop 60 DARK RED	658 × 380 × 20 mm	BPP00939	
<b>Self-adhesive version</b>			
<b>CITO Polytop EasyFix available for flatbed</b>			

Plate format (unit = 1 plate)

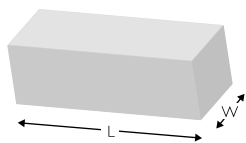
Discover the product diversity. Other sizes available on request.

Note: The indicated dimensions of length and width with plates can vary by ± 5 mm.



## Strips


Straight cut



Description	Dimensions (L × W × H)	Order no.	Order no. EasyFix	Unit
<b>CITO Polytop 15 SAND</b>				
CITO Polytop 15 SAND	658 × 12 × 14 mm		BSP02100	100 pcs.
CITO Polytop 15 SAND	658 × 20 × 12 mm	BSP00103		50 pcs.
CITO Polytop 15 SAND	658 × 20 × 15 mm	BSP00104		50 pcs.
<b>CITO Polytop 20 YELLOW</b>				
CITO Polytop 20 YELLOW	658 × 14 × 14 mm	BSP00200		100 pcs.
CITO Polytop 20 YELLOW	658 × 16 × 16 mm	BSP00204		50 pcs.
<b>CITO Polytop 35 GREEN</b>				
CITO Polytop 35 GREEN	658 × 3 × 7 mm	BSP00502	BSP02502	100 pcs.
CITO Polytop 35 GREEN	658 × 4 × 7 mm	BSP00503	BSP02503	100 pcs.
CITO Polytop 35 GREEN	658 × 5 × 7 mm	BSP00504	BSP02504	100 pcs.
CITO Polytop 35 GREEN	658 × 7 × 7 mm	BSP00505	BSP02505	100 pcs.
CITO Polytop 35 GREEN	658 × 3 × 8 mm	BSP00513	BSP02513	100 pcs.
CITO Polytop 35 GREEN	658 × 4 × 8 mm	BSP00514	BSP02514	100 pcs.
CITO Polytop 35 GREEN	658 × 5 × 8 mm	BSP00515	BSP02515	100 pcs.
CITO Polytop 35 GREEN	658 × 3 × 10 mm	BSP00507	BSP02507	100 pcs.
CITO Polytop 35 GREEN	658 × 4 × 10 mm	BSP00508	BSP02508	100 pcs.
CITO Polytop 35 GREEN	658 × 5 × 10 mm	BSP00509	BSP02509	100 pcs.
<b>CITO Polytop 40 ORANGE</b>				
CITO Polytop 40 ORANGE	658 × 7 × 7 mm	BSP00607	BSP02607	100 pcs.
<b>CITO Polytop 50 DARKBLUE</b>				
CITO Polytop 50 DARKBLUE	658 × 1 × 7 mm	BSP00800	BSP02800	100 pcs.
CITO Polytop 50 DARKBLUE	658 × 2 × 7 mm	BSP00802	BSP02802	100 pcs.
CITO Polytop 50 DARKBLUE	658 × 3 × 7 mm	BSP00803	BSP02803	100 pcs.
CITO Polytop 50 DARKBLUE	658 × 4 × 7 mm	BSP00804	BSP02804	100 pcs.
CITO Polytop 50 DARKBLUE	658 × 5 × 7 mm	BSP00805	BSP02805	100 pcs.
CITO Polytop 50 DARKBLUE	658 × 7 × 7 mm	BSP00807	BSP02807	100 pcs.
CITO Polytop 50 DARKBLUE	658 × 2 × 10 mm	BSP00809	BSP02809	100 pcs.
CITO Polytop 50 DARKBLUE	658 × 3 × 10 mm	BSP00810	BSP02810	100 pcs.
CITO Polytop 50 DARKBLUE	658 × 4 × 10 mm	BSP00811	BSP02811	100 pcs.
CITO Polytop 50 DARKBLUE	658 × 5 × 10 mm	BSP00812	BSP02812	100 pcs.
CITO Polytop 50 DARKBLUE	658 × 7 × 10 mm	BSP00814	BSP02814	100 pcs.
<b>Self-adhesive version CITO Polytop EasyFix</b>				

Discover the product diversity. Other sizes available on request.

Note: The indicated dimensions of length can vary by ± 5 mm.



## CITOject F

### High Quality Ejection Material

The advantages:

- For long runs and constant machine performance
- Simple optical quality control through colour-coding
- Reduction of cutting pressure in the machine
- Fewer nicks and faster sheet transfer
- UV and ageing-resistant material
- EasyFix technology for exact positioning and residue-free removal of the ejection material
- Certified as safe for the production of folding boxes for food packaging
  - ✓ Conform with sections 3 and 17 of EC No. 1935/2004 for food contact materials
  - ✓ Production reliability combined with product safety

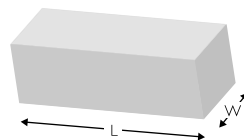


Area of application:

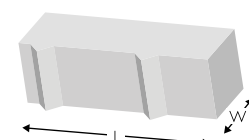
- Flatbed / corrugated board
- Flatbed / folding carton

Upon request, you can also order CITOject F in strips in the following geometries:

Straight cut



With separator



## Plates

Description	Dimensions (L × W × H)	Order no.	Order no. EasyFix
<b>CITObject F 15 SAND</b>			
CITObject F 15 SAND	1000 × 600 × 7 mm	BPC00607	BPC01607
CITObject F 15 SAND	1000 × 600 × 8 mm	BPC00608	BPC01608
CITObject F 15 SAND	1000 × 600 × 10 mm	BPC00600	BPC01600
CITObject F 15 SAND	1000 × 600 × 11 mm	BPC00601	BPC01601
<b>CITObject F 25 YELLOW</b>			
CITObject F 25 YELLOW	1000 × 970 × 6.5 mm	BPC00648	BPC01648
CITObject F 25 YELLOW	1000 × 970 × 7 mm	BPC00610	BPC01610
CITObject F 25 YELLOW	1000 × 970 × 8 mm	BPC00612	BPC01612
CITObject F 25 YELLOW	1000 × 970 × 9.5 mm	BPC00613	BPC01613
CITObject F 25 YELLOW	1000 × 970 × 10 mm	BPC00614	BPC01614
CITObject F 25 YELLOW	1000 × 970 × 11 mm	BPC00611	BPC01611
<b>CITObject F 35 GREEN</b>			
CITObject F 35 GREEN	990 × 860 × 7 mm	BPC00620	BPC01620
CITObject F 35 GREEN	990 × 860 × 8 mm	BPC00622	BPC01622
CITObject F 35 GREEN	990 × 860 × 9.5 mm	BPC00623	BPC01623
CITObject F 35 GREEN	990 × 860 × 10 mm	BPC00624	BPC01624
CITObject F 35 GREEN	990 × 860 × 11 mm	BPC00621	BPC01621
<b>CITObject F 45 ORANGE</b>			
CITObject F 45 ORANGE	990 × 780 × 7 mm	BPC00630	BPC01630
CITObject F 45 ORANGE	990 × 780 × 8 mm	BPC00631	BPC01631
CITObject F 45 ORANGE	990 × 780 × 9.5 mm	BPC00633	BPC01633
CITObject F 45 ORANGE	990 × 780 × 10 mm	BPC00634	BPC01634
CITObject F 45 ORANGE	990 × 780 × 11 mm	BPC00635	BPC01635
<b>CITObject F 55 BLUE</b>			
CITObject F 55 BLUE	900 × 700 × 7 mm	BPC00650	BPC01650
CITObject F 55 BLUE	900 × 700 × 10 mm	BPC00652	BPC01652
<b>Self-adhesive version CITObject F EasyFix</b>			



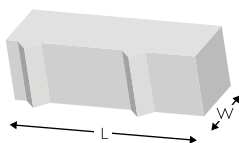
Unit: 1 pcs.

Discover the product diversity. Other sizes available on request.

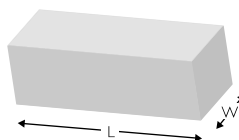
Note: The indicated dimensions of length and width with plates can vary by ± 5 mm.

## Strips

With separator



Straight cut



Description	Dimensions (L × W × H)	Order no.	Order no. EasyFix
<b>CITObject F 15 SAND</b>			
<b>With separator</b>			
CITObject F 15 SAND	600 × 7 × 7 mm	BPD00642	BPD01642
CITObject F 15 SAND	600 × 11 × 11 mm	BPD00641	BPD01641
<b>Straight cut</b>			
CITObject F 15 SAND	600 × 7 × 7 mm	BPD00602	BPD01602
CITObject F 15 SAND	600 × 11 × 11 mm	BPD00591	BPD01591
<b>CITObject F 25 YELLOW</b>			
<b>With separator</b>			
CITObject F 25 YELLOW	700 × 7 × 7 mm	BPD00660	BPD01660
CITObject F 25 YELLOW	700 × 11 × 11 mm		BPD01661
<b>Straight cut</b>			
CITObject F 25 YELLOW	700 × 7 × 7 mm	BPD00610	BPD01610
CITObject F 25 YELLOW	700 × 11 × 11 mm	BPD00611	BPD01611
<b>CITObject F 35 GREEN</b>			
<b>With separator</b>			
CITObject F 35 GREEN	700 × 7 × 7 mm	BPD00671	BPD01671
CITObject F 35 GREEN	700 × 10 × 10 mm	BPD00675	BPD01675
<b>Straight cut</b>			
CITObject F 35 GREEN	700 × 7 × 7 mm	BPD00621	BPD01621
CITObject F 35 GREEN	700 × 10 × 10 mm	BPD00625	BPD01625
<b>CITObject F 45 ORANGE</b>			
<b>With separator</b>			
CITObject F 45 ORANGE	700 × 7 × 7 mm		BPD01682
CITObject F 45 ORANGE	700 × 11 × 11 mm		BPD01683
<b>Straight cut</b>			
CITObject F 45 ORANGE	700 × 7 × 7 mm	BPD00632	BPD01632
CITObject F 45 ORANGE	700 × 11 × 11 mm		BPD01634
<b>Self-adhesive version</b>			
<b>CITObject F EasyFix</b>			

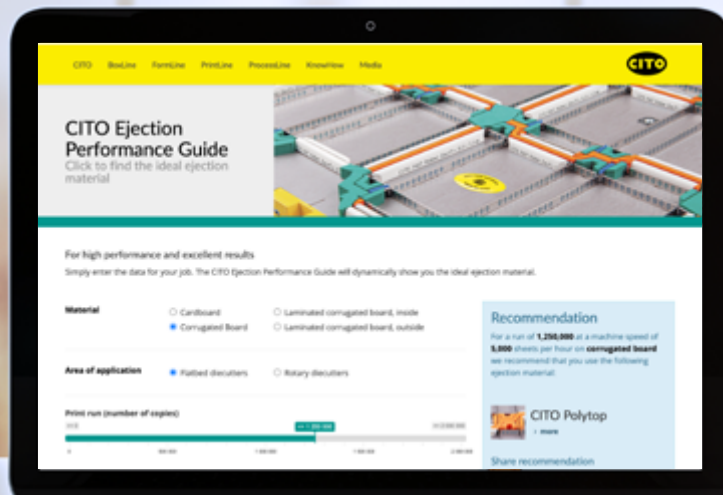


Unit: 100 pcs.

Discover the product diversity. Other sizes available on request.

Note: The indicated dimensions of length can vary by ± 5 mm.





## CITO Ejection Performance Guide

The digital online tool dynamically shows you the ideal ejection material

How it works:

- Enter your order data such as material, run length, machine speed and special applications in the CITO Ejection Performance Guide.
- Receive your individual recommendation for your application with one click.
- For an even more detailed recommendation, request your personal PDF guide by email. You will receive it immediately. You will get the precise material height for each of your specific requirements.

If you have any further questions or would like more information please contact our experts to find the perfect solution for your application.



Try it out now! It's free!  
[www.cito.de/epg](http://www.cito.de/epg)



## CITO BALANCE PROFILE

The new product development especially for balancing the cutting die

CITO BALANCE PROFILE was designed in close cooperation between experts in practice and the CITO specialists in applications engineering and R&D. The material properties correspond exactly to the requirements in the diecutting process.

The new type of profile prevents the cutting die from tilting over and ensures a uniform cutting result across the entire sheet. By using the CITO BALANCE PROFILE the makeready time is reduced substantially and the machine performance is increased significantly.

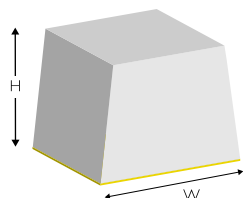
Another advantage: The cutting rules are handled carefully, which has a positive effect on the life of the cutting die. The product innovation is available with self-adhesive CITO EasyFix technology.

The advantages:

- Shorter set-up time by faster makeready
- Reduced cutting pressure
- Improved sheet run and greater machine performance
- Longer life of the cutting tool
- Available in self-adhesive CITO EasyFix technology
- Certified as safe for the production of food packaging
  - ✓ Conform with sections 3 and 17 of EC No. 1935/2004 for food contact materials
  - ✓ Production reliability combined with product safety




CITO BALANCE PROFILE



GREY / RED



GREY / GREEN



Area of application:

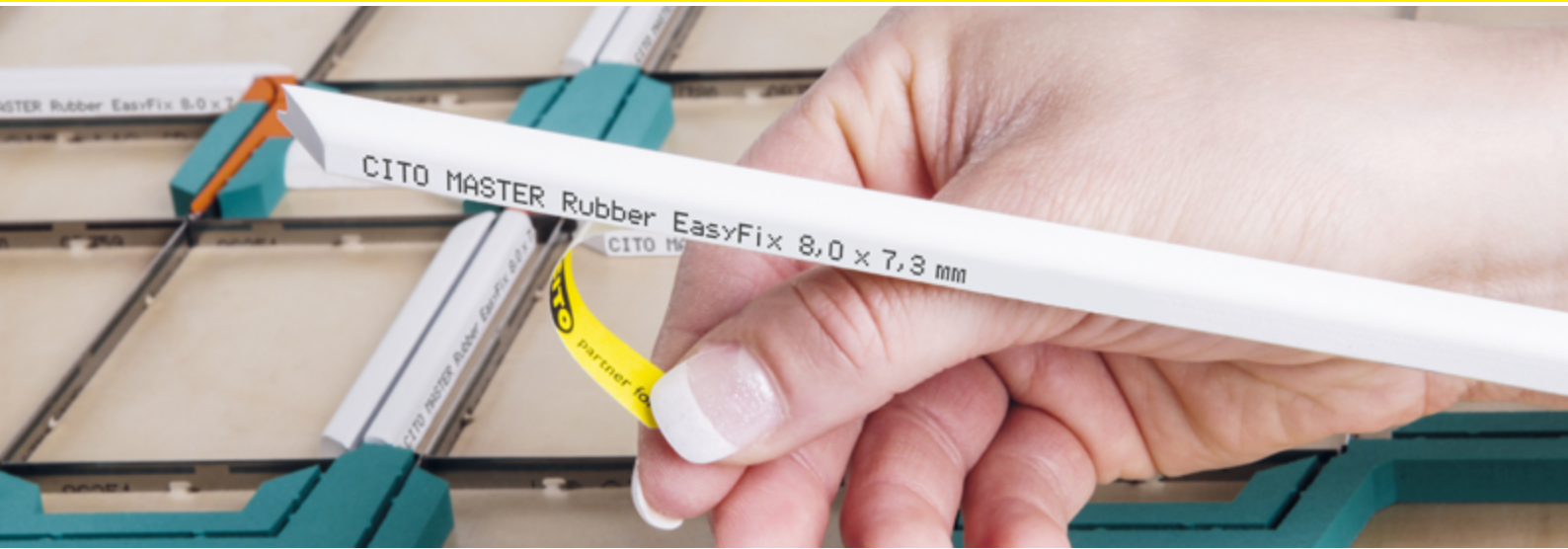
- Flatbed / corrugated board
- Flatbed / folding carton

Order no.	Description	Dimensions (L × W × H)	Colour	Wood thickness
BPB02608	CBP 8 mm	658 × 20 × 8 mm	GREY / RED	18 mm
BPB02610	CBP 10 mm	658 × 20 × 10 mm	GREY / BLUE	15.8 mm
BPB02611	CBP 11 mm	658 × 20 × 11 mm	GREY / BLACK	15 mm
BPB02613	CBP 13 mm	658 × 20 × 13 mm	GREY / GREEN	12 mm

Self-adhesive version  
CITO BALANCE PROFILE EasyFix

Unit: 38 strips / 25 m





## CITO MASTER Rubber

Premium C-profile – for highest standards and optimum results

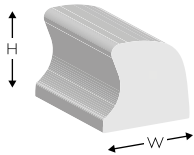
The advantages:

- Especially developed for cutting dies both for diemakers and converters of solid and corrugated board
- Constant ejection force even at top machine speeds and highest runs
- Excellent resistance to abrasive surfaces
- UV and ageing-resistant material
- Available as self-adhesive EasyFix version for exact positioning and residue-free removal of the ejection material
- Certified as safe for the production of food packaging
  - ✓ Conform with sections 3 and 17 of EC No. 1935/2004 for food contact materials

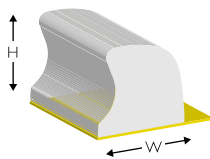


CITO MASTER Rubber

CITO MASTER Rubber



CITO MASTER Rubber EasyFix




Description	Dimensions (L × W × H)	Order no.	Order no. EasyFix
<b>Strips (Unit = 100 strips), 70 Shore A</b>			
MASTER Rubber WHITE	700 × 5.0 × 7.3 mm	BPB00105	BPB01105
MASTER Rubber WHITE	700 × 5.0 × 9.5 mm		BPB01129
MASTER Rubber WHITE	700 × 8.0 × 7.3 mm	BPB00112	BPB01112
MASTER Rubber GREY	700 × 8.5 × 7.8 mm	BPB00127	BPB01127
MASTER Rubber WHITE	700 × 8.5 × 9.5 mm	BPB00128	BPB01128

Self-adhesive version with Fingerlift:  
CITO MASTER Rubber EasyFix

Note: The indicated Shore A hardnesses can vary slightly.





# CITO FAST Rubber

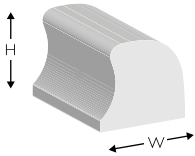
The C-Profile stands out due to its ability to give uniformly consistent ejection results for up to more than 2 million impressions.

This economic version is also very popular for use with corrugated board to prevent fluting around the edge of the tuck-in flaps from being crushed.

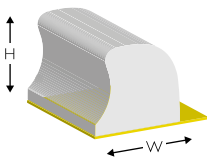


CITO FAST Rubber

CITO FAST Rubber



CITO FAST Rubber EasyFix




Description	Dimensions (L × W × H)	Order no.	Order no. EasyFix
<b>Strips (Unit = 100 strips), 70 Shore A</b>			
FAST Rubber WHITE	700 × 8.0 × 7.3 mm	BPB00212	BPB01212
FAST Rubber WHITE	700 × 5.0 × 7.3 mm	BPB00205	BPB01205
FAST Rubber WHITE	700 × 3.0 × 7.3 mm	BPB00231	
FAST Rubber WHITE	700 × 8.5 × 9.5 mm	BPB00228	BPB01228
FAST Rubber WHITE	700 × 5.0 × 9.5 mm	BPB00229	BPB01229

Self-adhesive version with Fingerlift:  
CITO FAST Rubber EasyFix



Note: The indicated Shore A hardnesses can vary slightly.



## CITO D/5 Top

**Solid rubber profile for optimum processing of corrugated board**

The colour-coded profiles are used on the cutting rules to achieve clean and exact cutting edges.

The CITO D/5 Top solid rubber profile is characterised by the larger contact area for optimum fixing the cutting sheet. This means that the tensile forces are minimized at the cut and colour damage at the cut edge is avoided. The result: A perfect cut.

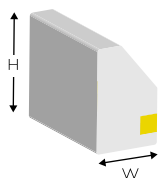
The advantages:

- High-quality solid rubber profile for clean and exact cut edges
- Simple visual quality control through colour-coding
- Available as self-adhesive EasyFix version for exact positioning and residue-free removal of the ejection material
- Certified as safe for the production of food packaging
  - ✓ Conform with sections 3 and 17 of EC No. 1935/2004 for food contact materials

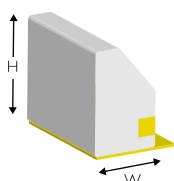


CITO D/5 Top

CITO D/5 Top



CITO D/5 Top EasyFix



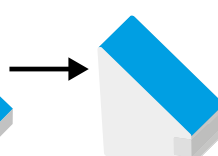
Description	Dimensions (L × W × H)	Order no.	Order no. EasyFix
<b>Strips (Unit = 100 strips), 70 Shore A</b>			
CITO D/5 Top YELLOW	700 × 5 × 7 mm	BPB00138	BPB01138
CITO D/5 Top VIOLET	700 × 5 × 8.5 mm		BPB01139
CITO D/5 Top ORANGE	700 × 5 × 9 mm		BPB01162
CITO D/5 Top FUCHSIA	700 × 5 × 10 mm	BPB00237	BPB01137
CITO D/5 Top TURQUOISE	700 × 8 × 13 mm		BPB01161

**Self-adhesive version with Fingerlift:**  
CITO D/5 Top EasyFix

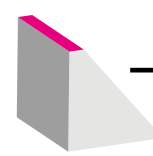
Note: The indicated Shore A hardnesses can vary slightly.




CITO A/I



CITO D/5 Peak



CITO A/I



CITO D/5 Top



## CITO D/5 Peak

Solid rubber profile for optimum processing of corrugated board

Due to the special pointed geometry, a narrow contact area is created.

The result: Perfect surface appearance due to reduced dents. For perfectly shaped perforations in the corrugated board.

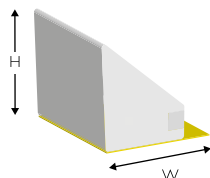
The advantages:

- Simple visual quality control through colour-coding
- Especially developed for use on perforation rules, cutting rules and cutting-creasing combinations



CITO D/5 Peak

CITO D/5 Peak EasyFix



Description	Dimensions (L × W × H)	Order no. EasyFix
<b>Strips (Unit = 100 strips), 70 Shore A</b>		
CITO D/5 Peak YELLOW	700 × 5 × 7 mm	BPB01192
CITO D/5 Peak FUCHSIA	700 × 8 × 10 mm	BPB01191

Self-adhesive version with Fingerlift:  
CITO D/5 Peak EasyFix

Note: The indicated Shore A hardnesses can vary slightly.



### Recommendation

Wood thickness	Product	Colour	Application	Overlap*
18 mm	CITO D/5 Peak	Yellow	Cutting rule	1.2 mm
15 mm	CITO D/5 Peak	Fuchsia	Cutting rule	1.2 mm

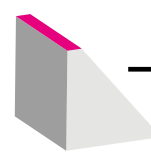
\* Overlap at 23.8 mm cutting rule




CITO A/I



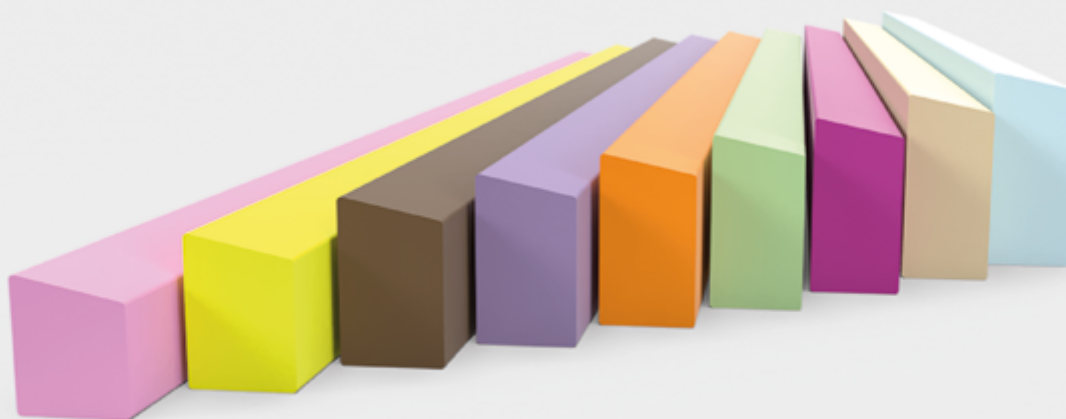
CITO D/5 Peak



CITO A/I



CITO D/5 Top



## CITO D/5

Solid rubber profile for optimum processing of corrugated board

The colour-coded profiles have been specially developed for use on perforating rules and cutting-creasing combinations.

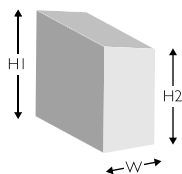
The advantages:

- High-quality solid rubber profile for clean and exact cut edges
- Prevents cracking of the upper cover liner
- Simple visual quality control through colour-coding
- Especially developed for use on perforation rules and cutting-creasing combinations
- Certified as safe for the production of food packaging
  - ✓ Conform with sections 3 and 17 of EC No. 1935/2004 for food contact materials

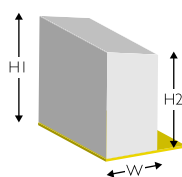


CITO D/5

CITO D/5



CITO D/5 EasyFix



Description	Dimensions (L × W × H1/H2)	Order no.	Order no. EasyFix
<b>Strips (Unit = 100 strips), 70 Shore A</b>			
CITO D/5 ROSE	700 × 5 × 6/5 mm	BPB00304	BPB01304
CITO D/5 YELLOW	700 × 5 × 7/6 mm	BPB00303	BPB01303
CITO D/5 BROWN	700 × 5 × 8/7 mm		BPB01306
CITO D/5 PURPLE	700 × 5 × 8,5/7,5 mm	BPB00307	BPB01307
CITO D/5 ORANGE	700 × 5 × 9/8 mm	BPB00300	BPB01300
CITO D/5 GREEN	700 × 5 × 9,5/8,5 mm	BPB00301	BPB01301
CITO D/5 FUCHSIA	700 × 5 × 10/9 mm	BPB00302	BPB01302
CITO D/5 SAND	700 × 5 × 11/10 mm		BPB01309
CITO D/5 BLUE	700 × 5 × 12/11 mm	BPB00305	BPB01305

Self-adhesive version with Fingerlift:  
CITO D/5 EasyFix

Note: The indicated Shore A hardnesses can vary slightly.





## CITO C/3

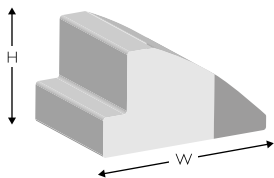
Solid rubber creasing profile for optimum processing of corrugated board

The CITO C/3 solid rubber creasing profile is equipped with a spacer for the optimum distance between the rubber profile and the creasing rule. Used in combination with a CITO creasing system, it produces unbeatable creasing results.

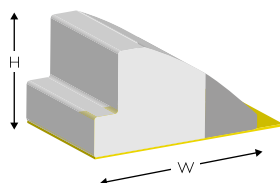


CITO C/3

CITO C/3



CITO C/3 EasyFix



Description	Dimensions (L × W × H)	Order no.	Order no. EasyFix
<b>Strips (Unit = 100 strips), 70 Shore A</b>			
CITO C/3 ROSA*	700 × 12.5 × 6.0 mm	BPB00210	BPB01110
CITO C/3 YELLOW	700 × 12.5 × 7.0 mm	BPB00211	BPB01111


Self-adhesive version with Fingerlift:  
CITO C/3 EasyFix

\* Available as US and Japan version for 15.9 mm plywood (5/8").

Note: The indicated Shore A hardnesses can vary slightly.







## CITO B/2

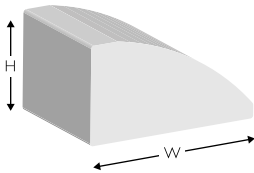
Solid rubber profile for optimum processing of corrugated board

Especially for rubber lining on the creasing rule.

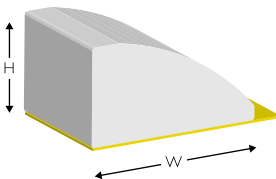


CITO B/2

CITO B/2



CITO B/2 EasyFix



Description	Dimensions (L × W × H)	Order no.	Order no. EasyFix
<b>Strips (Unit = 100 strips), 70 Shore A</b>			
CITO B/2 YELLOW	700 × 12.5 × 7.0 mm	BPB00240	BPB01140
CITO B/2 GREY	700 × 12.5 × 7.5 mm	BPB00241	BPB01141

Self-adhesive version with Fingerlift:  
CITO B/2 EasyFix

Note: The indicated Shore A hardnesses can vary slightly.





## CITO Cushion Crease

Solid rubber creasing profile developed for the processing of corrugated board

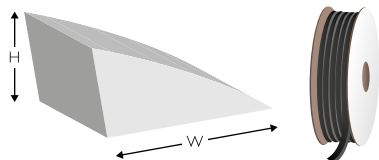
CITO Cushion Crease is used on the creasing rule to support compression of the corrugated board and to optimise folding behaviour, particularly along the corrugations.

The advantages:

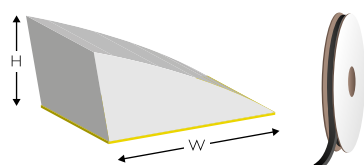
- Especially developed for flatbed and rotary dies, for diemakers and corrugated board converters
- Simple optical quality control through colour-coding
- Extreme wear resistance
- Excellent height resistance
- Available as self-adhesive EasyFix version on user-friendly CMR reels



CITO Cushion Crease



CITO Cushion Crease EasyFix



Area of application:

- Rotation
- Flatbed / corrugated board

Colour	Dimensions (W × H)	Order no. *	Order no. EasyFix
<b>70 Shore A</b>			
Yellow	16.5 × 6.4 mm	BPB00142	BPB01242 (1 reel/20 m)
Green	17.0 × 7.0 mm	BPB00143	BPB01243 (1 reel/20 m)
Gold	17.5 × 7.5 mm	BPB00153	BPB01253 (1 reel/20 m)
Blue	18.0 × 8.0 mm	BPB00144	BPB01244 (1 reel/20 m)
Purple	18.5 × 8.5 mm	BPB00151	BPB01251 (1 reel/18 m)
Orange	20.0 × 9.0 mm	BPB00145	BPB01245 (1 reel/16 m)
White	20.0 × 9.7 mm	BPB00152	BPB01252 (1 reel/15 m)
Pink	20.0 × 10.0 mm	BPB00154	BPB01254 (1 reel/15 m)


Note: The indicated Shore A hardnesses can vary slightly.

\*1 coil / 50 m

CITO Cushion Crease EasyFix and CITO Cushion Crease Plus EasyFix:

**CITO CMR Holder for CITO rubber profiles on reels**  
– for the efficient storage and conversion of CMR reels





## CITO Cushion Crease Plus


Solid rubber creasing profile developed for the processing of corrugated board

CITO Cushion Crease Plus is mainly used for double and triple flute paper.

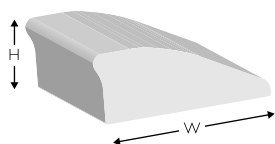
It is placed on the creasing rule to support compression in a larger area of the corrugated board and to optimise folding behaviour, particularly along the corrugations.

The advantages:

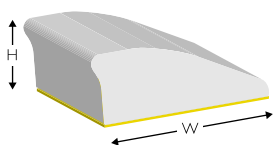
- Especially developed for flatbed and rotary dies, for diemakers and corrugated board converters
- Simple optical quality control through colour-coding
- Extreme wear resistance
- Excellent height resistance
- Available as self-adhesive EasyFix version on user-friendly CMR reels



CITO Cushion Crease Plus



CITO Cushion Crease Plus EasyFix



Area of application:

- Rotation
- Flatbed / corrugated board

Colour	Dimensions (W × H)	Order no. *	Order no. EasyFix
<b>70 Shore A</b>			
Yellow	21 × 6.5 mm	BPB00170	
Green	21 × 7.0 mm	BPB00171	
Gold	21 × 7.5 mm	BPB00172	
Blue	21 × 8.0 mm	BPB00173	
Purple	21 × 8.5 mm	BPB00174	
Orange	21 × 9.0 mm	BPB00175	BPB01275 (Unit: 1 reel / 16 m)
White	21 × 9.5 mm	BPB00176	BPB01276 (Unit: 1 reel / 14 m)
Beige	21 × 11.0 mm	BPB00180	BPB01280 (Unit: 1 reel / 12 m)
Brown	21 × 12.0 mm	BPB00182	

Note: The indicated Shore A hardnesses can vary slightly.

\*1 coil / 50 m

CITO Cushion Crease EasyFix and CITO Cushion Crease Plus EasyFix:

**CITO CMR Holder for CITO rubber profiles on reels**  
– for the efficient storage and conversion of CMR reels





## Adhesive and Glue

### Superglue for die making

#### Stafofix 2000

Stafofix 2000 is a superfast adhesive specially for the demands of gluing ejection materials in diemaking production.

Order no.	Description	Contents	Unit
BPS00001	Superglue Stafofix 2000	50 g bottle	12 bottles

Note: Keep in a cool place!!

#### StafoTack R

StafoTack R is a superfast adhesive with a fast reaction time especially for the demands of gluing ejection materials on rotary dies. Optimum handling is guaranteed by the screwed safety dosing tip and the quick-release cap.

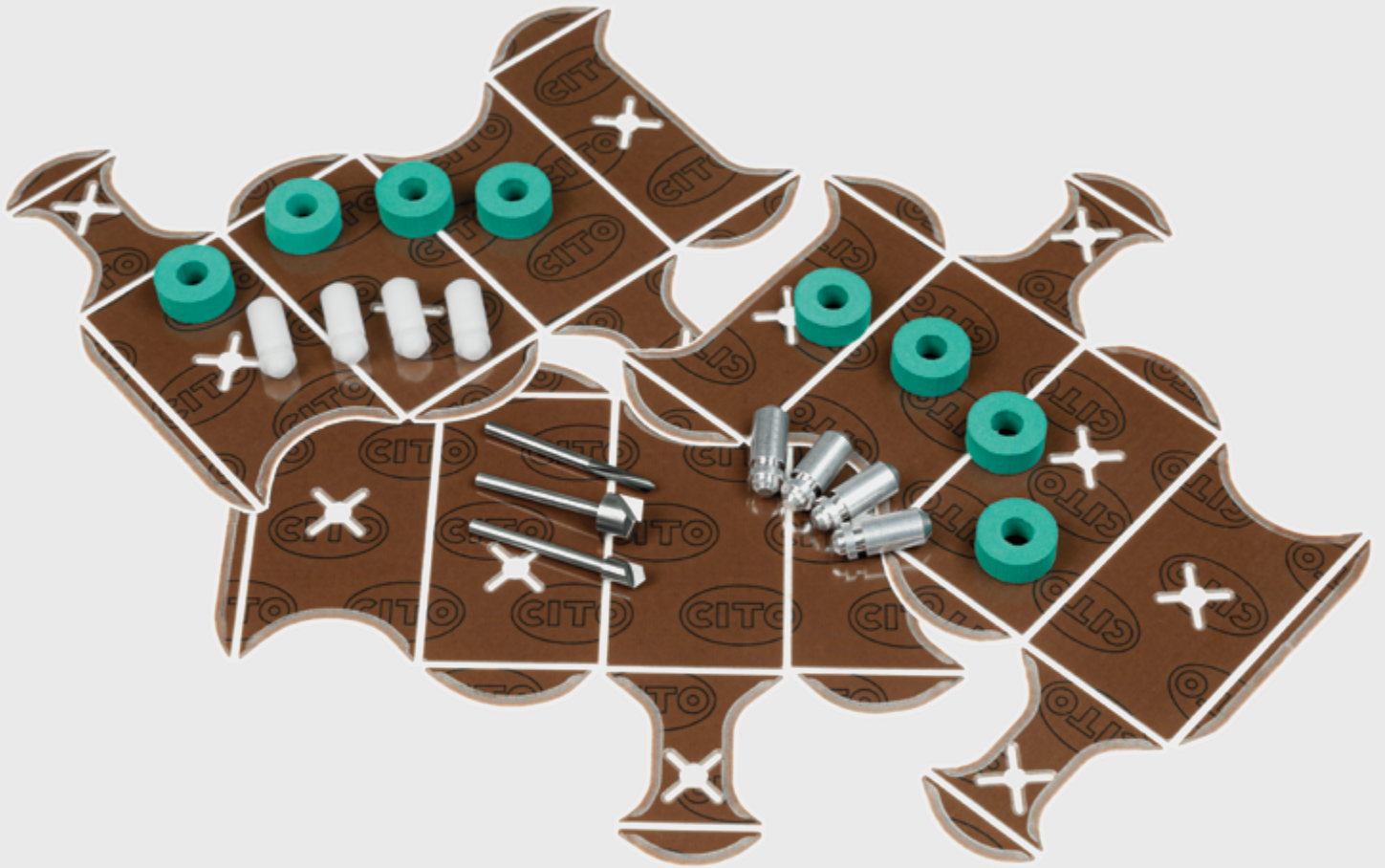
Order no.	Description	Contents	Unit
BPS00021	Superglue StafoTack R	50 g bottle	20 bottles

Note: Keep in a cool place!!

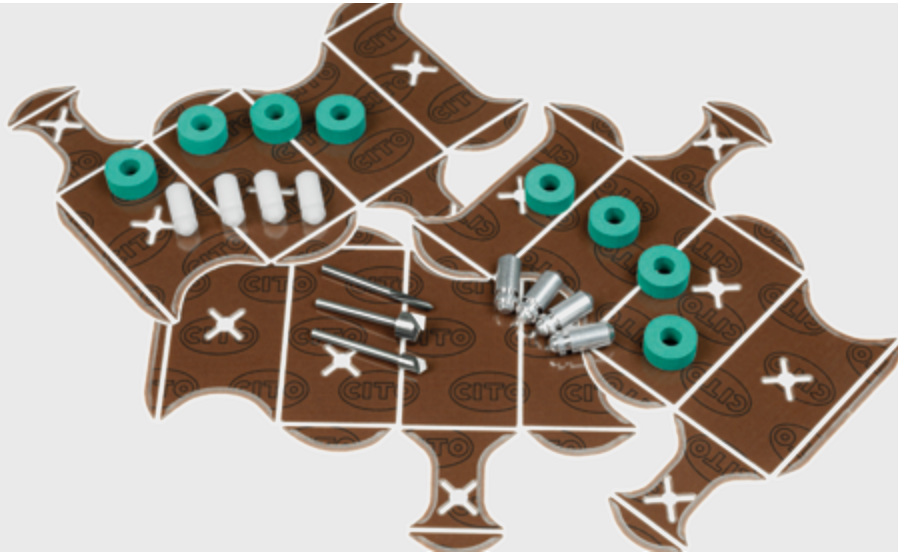
### CITO Stafoleim

CITO Stafoleim is based on polyisoprene latex water-soluble cold glue for adhering rubber products to unpainted plywood.

Order no.	Description	Contents	Unit
BPS00013	CITO Stafoleim	5 kg	1 plastic canister
BPS00014	CITO Stafoleim	250 g	1 bottle
BPS00012	Discharge tap for 5 kg canisters		1 pc.
BPS00010	Glue dispensing bottle, 250 g, empty		1 pc.

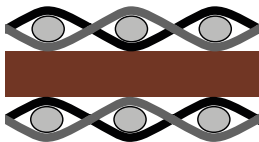


## Counterboard Material



## CITO Pertinax Plates

Pertinax plates in two designs to produce counters for best results:



Glass fibre

Laminated paper


Glass fibre

### CITO BROWN EXPERT

Plates for producing Pertinax counters for optimum results when machining on the milling machine and during the cutting process.

CITO BROWN EXPERT has single glass fibre reinforcement and, compared to CITO BROWN STANDARD, offers the following additional advantages:

- Optimised flatness for more uniform creasing channels
- More uniform milled edges for consistent creasing characteristics



Glass fibre

Glass fibre

Laminated paper

Glass fibre

Glass fibre

### CITO BROWN ULTRA

Pertinax counters for cutting processes with very high runs.

CITO BROWN ULTRA is double glass fibre reinforced.

Available with thicknesses of 0.50 mm and above.

## CITO Adhesive Tapes

### Adhesive Tapes PRO



Adhesive tapes in two qualities for optimum use with every application. You have the choice:

### Adhesive Tapes PRO

The specially developed PRO tape can be removed from the cutting plate along with the Pertinax counters without leaving any residue – that means: valuable makeready time savings and fast job changes.

### Adhesive Tapes BASIC



### Adhesive Tapes BASIC

The BASIC tape is the simple and standard solution for Pertinax self-adhesive tape. Perfectly suitable for large runs and very narrow spaces. BASIC is the right choice if the tape needs to be removed from the counter after use.

## CITO BROWN EXPERT

Thickness	Order no.	Order no. with PRO	Order no. with BASIC
0.30 mm	BHB00440	AHB04340	AHB02440
0.40 mm	BHB00442	AHB04342	AHB02442
0.50 mm	BHB00444	AHB04344	AHB02444
0.60 mm	BHB00446	AHB04346	AHB02446
0.70 mm	BHB00448	AHB04348	AHB02448
0.80 mm	BHB00450	AHB04350	AHB02450
0.90 mm	BHB00452	AHB04352	AHB02452
1.00 mm	BHB00454	AHB04354	AHB02454
1.10 mm	BHB00455	AHB04355	AHB02455
1.20 mm	BHB00458	AHB04356	AHB02456
1.30 mm	BHB00460	AHB04357	AHB02457
1.40 mm	BHB00461	AHB04358	AHB02458

Other sizes available on request.

Unit: 1 plate

## CITO BROWN ULTRA

Thickness	Order no.	Order no. with PRO	Order no. with BASIC
0.50 mm	BHD00120	AHD01220	AHD01120
0.60 mm	BHD00122	AHD01222	AHD01122
0.70 mm	BHD00124	AHD01224	AHD01124
0.80 mm	BHD00126	AHD01226	AHD01126
0.90 mm	BHD00128	AHD01228	AHD01128
1.00 mm	BHD00130	AHD01230	AHD01130

Other sizes available on request.

Unit: 1 plate

Format: 1070 × 1070 mm;  
Format tolerance: -0/+5 mm;  
Thickness tolerance: -0.03/+0.02 mm

## Pertinax Accessories

Pertinax Transfer Rings



Transfer rings made of CITOject F material and positioning pins for quick and precise transfer to the cutting die.

Order no.	Description	Colour	Dimensions	Unit
BHS00010	Transfer Rings CITOject F GREEN	Green	AØ 17.0 × IØ 7.0 × 7.0 mm	100 pcs.
BHS00002	Positioning Pin Plastic	White	AØ 8.0 × head Ø 5.5 × 21.0 mm	100 pcs.
BHS00003	Positioning Pin Aluminium	Silver	AØ 8.0 × head Ø 5.5 × 21.0 mm	100 pcs.
BHS00013	Pertinax Positioning Pin Removal Tool	Red		1 pc.

Positioning Pin Plastic



Positioning Pin Aluminium



Pertinax Positioning Pin Removal Tool





## Pertinax Milling Tools

### CITO high-speed channel milling cutter

High-performance milling tools for Pertinax counters of all thicknesses

- Diamond coated
- Economical to use
- Service life up to 10 times longer
- Best possible milling results

Compared with standard cutting tools, our high-speed channel milling cutters have up to 10x longer service life! With our high-speed channel milling cutters, you can achieve cutting edges in the matrices that are smooth and completely free from burrs.

These tools, with their special geometry and superior quality cutting, enable a higher feed speed with adjustable rotation speed.

These high-speed channel milling cutters can be operated with the standard parameters of your milling machine.

- Total length: 40.0 mm
- Shaft diameter: 3.0 mm

CITO high-speed channel milling cutter  
(cylindrical)



CITO high-speed channel milling cutter  
(conical)



Order no.	Description	Cutting Ø	Unit
BQA51010	High-speed channel milling cutter, cylindrical	1.0 mm	1 pc.
BQA51012	High-speed channel milling cutter, cylindrical	1.2 mm	1 pc.
BQA51013	High-speed channel milling cutter, cylindrical	1.3 mm	1 pc.
BQA51014	High-speed channel milling cutter, cylindrical	1.4 mm	1 pc.
BQA51015	High-speed channel milling cutter, cylindrical	1.5 mm	1 pc.
BQA51017	High-speed channel milling cutter, cylindrical	1.7 mm	1 pc.
BQA51020	High-speed channel milling cutter, cylindrical	2.0 mm	1 pc.
BQA51110	High-speed channel milling cutter, conical	1.0 mm	1 pc.
BQA51112	High-speed channel milling cutter, conical	1.2 mm	1 pc.
BQA51115	High-speed channel milling cutter, conical	1.5 mm	1 pc.
BQA51117	High-speed channel milling cutter, conical	1.7 mm	1 pc.
BQA51122	High-speed channel milling cutter, conical	2.2 mm	1 pc.
BQA51125	High-speed channel milling cutter, conical	2.5 mm	1 pc.
BQA51126	High-speed channel milling cutter, conical	2.6 mm	1 pc.

## Single and double milling cutters

Single-edged



Double-edged



Order no.	Description	Cutting Ø	Unit
BQA01010	Single-edged, VHM	1.0 mm	1 pc.
BQA01011	Single-edged, VHM	1.1 mm	1 pc.
BQA01012	Single-edged, VHM	1.2 mm	1 pc.
BQA01013	Single-edged, VHM	1.3 mm	1 pc.
BQA01014	Single-edged, VHM	1.4 mm	1 pc.
BQA01015	Single-edged, VHM	1.5 mm	1 pc.
BQA01016	Single-edged, VHM	1.6 mm	1 pc.
BQA01017	Single-edged, VHM	1.7 mm	1 pc.
BQA01018	Single-edged, VHM	1.8 mm	1 pc.
BQA01019	Single-edged, VHM	1.9 mm	1 pc.
BQA01020	Single-edged, VHM	2.0 mm	1 pc.
BQA01021	Single-edged, VHM	2.1 mm	1 pc.
BQA01023	Single-edged, VHM	2.5 mm	1 pc.
BQA01110	Single-edged, VHM, conical	1.0 mm	1 pc.
BQA02010	Double-edged, VHM	1.0 mm	1 pc.
BQA02012	Double-edged, VHM	1.2 mm	1 pc.
BQA02013	Double-edged, VHM	1.3 mm	1 pc.
BQA02015	Double-edged, VHM	1.5 mm	1 pc.

Total length: 38.0 mm  
Shaft diameter: 3.0 mm

Chamfer tool VHM



Chamfer tool PKD




## Special milling tools

Order no.	Description	Cutting Ø	Cutting L	Unit
BQA22012	Chamfer tool, VHM 120°	5.0 mm	9.0 mm	1 pc.
BQA22016	Chamfer tool, VHM 160°	9.0 mm	9.0 mm	1 pc.
BQA22017	Chamfer tool, VHM 170°	9.0 mm	9.0 mm	1 pc.
BQA01026	Chamfer tool, PKD 120°, Schaft 5.0 mm	5.0 mm	9.0 mm	1 pc.
BQA01028	Chamfer tool, PKD 120°, Schaft 3.0 mm	5.0 mm	9.0 mm	1 pc.
BQA22056	Chamfer tool, PKD 160°, Schaft 3.0 mm	9.0 mm	9.0 mm	1 pc.
BQA40003	Drill for positioning holes, VHM	5.0 mm	9.0 mm	1 pc.
BQA40004	Drill for positioning holes, VHM	5.47 mm	9.0 mm	1 pc.

PKD = poly crystalline diamond, extremely sharp, very long lifespan


Total length: 38.0 mm  
Shaft diameter: 3.0 mm



## Plotter Auxiliaries

### CITO Drawing Foil PRO

High-quality, suitable for all cases, also for inkjet-plotter, matt on both sides



Order no.	Description	Thickness	Width	Unit
BEA00019	CITO Drawing Foil PRO	0.07 mm	1066 mm	1 reel / 50 m
BEA00021	CITO Drawing Foil PRO	0.07 mm	1100 mm	1 reel / 50 m
BEA00022	CITO Drawing Foil PRO	0.07 mm	1220 mm	1 reel / 50 m
BEA00023	CITO Drawing Foil PRO	0.07 mm	1300 mm	1 reel / 50 m
BEA00027	CITO Drawing Foil PRO	0.09 mm	1300 mm	1 reel / 50 m
BEA00028	CITO Drawing Foil PRO	0.09 mm	1500 mm	1 reel / 50 m
BEA00040	CITO Drawing Foil PRO	0.145 mm	900 mm	1 reel / 30 m
BEA00041	CITO Drawing Foil PRO	0.145 mm	1100 mm	1 reel / 30 m
BEA00044	CITO Drawing Foil PRO	0.145 mm	1310 mm	1 reel / 30 m


Other widths available upon request.

### CITO Drawing Foil BASIC

Cost-effective variant for lettering by means of a pen; matt on both sides

Order no.	Description	Thickness	Width	Unit
BEA00008	CITO Drawing Foil BASIC	0.07 mm	900 mm	1 reel / 50 m
BEA00009	CITO Drawing Foil BASIC	0.07 mm	1100 mm	1 reel / 50 m
BEA00010	CITO Drawing Foil BASIC	0.07 mm	1220 mm	1 reel / 50 m
BEA00011	CITO Drawing Foil BASIC	0.07 mm	1370 mm	1 reel / 50 m
BEA00012	CITO Drawing Foil BASIC	0.07 mm	1520 mm	1 reel / 50 m
BEA00013	CITO Drawing Foil BASIC	0.095 mm	900 mm	1 reel / 50 m
BEA00014	CITO Drawing Foil BASIC	0.095 mm	1100 mm	1 reel / 50 m
BEA00015	CITO Drawing Foil BASIC	0.095 mm	1220 mm	1 reel / 50 m
BEA00016	CITO Drawing Foil BASIC	0.095 mm	1370 mm	1 reel / 50 m
BEA00017	CITO Drawing Foil BASIC	0.095 mm	1520 mm	1 reel / 50 m
BEA00018	CITO Drawing Foil BASIC	0.140mm	1220 mm	1 reel / 50 m

Other widths available upon request.



## CITO Makeready Sheet

### CITO Makeready Sheet, 3-ply

The CITO Makeready Sheet comprising film laminated on both sides with paper to form a 3-layer lay-up, combines the processing and handling advantages of a paper sheet with the tear resistance of a foil:

The paper surface is ideally suited for plotting with inkjet and pen (ballpoint pen). Due to the excellent ink absorption, a good contrast between the paper and the applied layout results; pasting the patching paper with CITO TAPE is also made easier.

The middle foil layer ensures dimensional stability; this makes register-true fine makeready possible. The surface coating is retained, the print is still visible and the patching tape keeps its position. Even in this state, the makeready sheet stays absolutely tearproof due to the laminated material.

Individual intermediate sizes in formats from 100 to 140 cm are available in small quantities and short delivery times. We are therefore able to cover all machine formats.

Paper-film-paper laminate


Order no.	Description	Dimensions (L × W × H)	Unit
BJA00024	CITO Makeready Sheet, 3-ply	50 m × 106 cm × 0.10 mm	1 reel
BJA00020	CITO Makeready Sheet, 3-ply	50 m × 120 cm × 0.10 mm	1 reel
BJA00030	CITO Makeready Sheet, 3-ply	50 m × 130 cm × 0.10 mm	1 reel



### Calibrated Makeready Sheet, paper

Order no.	Description	Format	Dimensions (L × W × H)
BJA00002	Calibrated Makeready Sheet, paper, yellow	102er	1030 × 735 × 0.10 mm
BJA00009	Calibrated Makeready Sheet, paper, yellow	106er	1070 × 740 × 0.10 mm
BJA00015	Calibrated Makeready Sheet, paper, yellow	142er	1410 × 1110 × 0.10 mm

Unit: 125 sheets



### Calibrated Makeready Sheet, film

Order no.	Description	Dimensions (L × W × H)	Unit
BJA00017	Calibrated Makeready Sheet, film*	50 m × 120 cm × 0.10 mm	1 reel

\* dimensionally stable, tear resistant and waterproof

## Cutting Blades for Plotters

Blade for Lasercomb PPS plotter



For all common plotter types: Lasercomb PPS, Aristo, Technoform, Zünd, Elcede

Order no.	Description	Unit
<b>Blade for Lasercomb PPS plotter</b>		
BEB00001	tangential no. 301815	1 pc.
BEB00002	oscillating no. 304440	1 pc.
BEB00003	VHM blade no. 305505	1 pc.

### Blade for Aristo/TF plotter, oscillating cutting module, shaft diameter: 6 mm

BEB02001	cutting depth 5 mm	1 pc.
BEB02002	cutting depth 10 mm	1 pc.
BEB02003	cutting depth 18 mm	1 pc.

### Blade for Zünd plotter, oscillating cutting module


BEB03001	Typ Z20	1 pc.
BEB03002	Typ Z21*	1 pc.
BEB03003	Typ Z22**	1 pc.

### Blade for Elcede plotter 15°. VHM, oscillating

BEB03005	length 26.5 mm	1 pc.
BEB03006	length 30.5 mm	1 pc.

\* for corrugated board up to 13 mm

\*\* for solid board up to 3 mm



## Protection Mats

To protect the table during the milling and cutting process: fleece material, permeable to air, for flatbed plotters

Order no.	Description	Colour
BEC00001	Protection Mat, 1500 × 2.0 mm*	Beige
BEC00003	Protection Mat, 1500 × 3.0 mm*	Slate


\* Please indicate the required length in your order.

## Ballpoint Pens

High drawing accuracy, long lifespan.



Order no.	Description	Colour	Unit
BED00001	Ballpoint Pen, 90 × 0.4 mm medium	Black	1 pc.
BED00002	Ballpoint Pen, 90 × 0.4 mm medium	Red	1 pc.
BED00003	Ballpoint Pen, 90 × 0.4 mm medium	Blue	1 pc.
BED00011	Ballpoint Pen, 90 × 0.5 mm bold	Black	1 pc.



## CITO Stripping Components



## CITO LOCK


### CITO LOCK bolt and nut



Safer transport and storage due to better protection of your stripping tools. Available in two sizes.

- Locking bolt made of 100 % break-proof material
- Prevents damage to your valuable stripping tools during transport
- Secure storage for tools
- Improved machine performance, less down time
- Convenient and safe handling
- Automatic safety lock
- Patented

Order no.	Description	Colour	Length	Unit
BLC01020	CITO LOCK bolt	Yellow	43 mm	250 pcs.
BLC01021	CITO LOCK nut	Yellow		250 pcs.
BLC01022	CITO LOCK bolt	Black	50 mm	250 pcs.
BLC01023	CITO LOCK nut	Black		250 pcs.




## CITO Centering Screw for Centerline I

Safer transport and storage due to better protection of your stripping tools. Available in two sizes.

- Locking bolt made of 100 % break-proof material
- Convenient and safe handling

Order no.	Description	Colour	Length	Unit
BLC01036	Bolt for Centerline I	Grey	43 mm	250 pcs.
BLC01037	Nut for Centerline I	Grey		300 pcs.
BLC01038	Bolt for Centerline I	Red	50 mm	250 pcs.
BLC01039	Nut for Centerline I	Red		300 pcs.





## PROTECTOR

CITO PROTECTOR and SOFT CORNER PROTECTOR protect the corners of the cutting die from damage during transport or when placing it into or removing it from storage. Available for three die board thicknesses.

The advantages:

- 100 % break-proof material
- No damage to corners of cutting dies
- Makeready times on the press are considerably reduced as no reworking is necessary
- Reduced risk of injury to staff
- A mark of quality for the application of CITO technology on the cutting die




### CITO PROTECTOR

Order no.	Description	Die board thickness	Unit
BQK00001	CITO PROTECTOR	12 mm	500 pcs.
BQK00002	CITO PROTECTOR	15 mm	500 pcs.
BQK00003	CITO PROTECTOR	18 mm	500 pcs.



### SOFT CORNER PROTECTOR

Order no.	Description	Die board thickness	Unit
BQK00041	SOFT CORNER PROTECTOR	15 mm	200 pcs.
BQK00042	SOFT CORNER PROTECTOR	15.8 mm	200 pcs.
BQK00043	SOFT CORNER PROTECTOR	18 mm	200 pcs.



## CITO SHEET RAMP

CITO SHEET RAMP S



CITO SHEET RAMP M



### Small tool with large effect

CITO SHEET RAMP lifts the sheet before it reaches obstacles to enable faster and more reliable machine running. The CITO SHEET RAMP also supports lifting of the sheet after the cutting process, e.g. out of the creasing channel. The machine operator positions the self-adhesive CITO SHEET RAMP in the machine's running direction, in front of the interfering contour, by means of "Pick and Place".

It can be used as a problem solver on cutting plates, cut-crease plates, Pertinax counters, the middle stripping board or the lower blanking tool. The high adhesive force and easy handling make the CITO SHEET RAMP unique. A small production tolerance enables precise gluing in the cut contours if necessary.

### Areas of application

**Cutting plate:** In front of a reverse cut or a reverse crease: The cardboard is transferred smoothly over the obstacle before the cutting process. After the cutting process, the cardboard is ejected, which helps the sheet transport. In front of a Pertinax counter or on the Pertinax counter in front of a crease or reverse cut. CITO SHEET RAMP can also be used for embossing.

**Cut-crease plate:** In front of a creasing channel cut across the machine's running direction to lift the sheet out of the channel after cutting. In front of a reverse cut or reverse crease to transport the sheet over the obstacle.

**Middle stripping die:** For sheet transport over waste holes and to avoid stoppers.


**Lower blanking tool:** For optimisation of the sheet transport.

User benefits:

- Higher machine speed
- Avoidance of machine stoppers

CITO SHEET RAMP is suitable for cardboard and corrugated cardboard; two variants available.

Order no.	Description	Length	Colour	Unit
BQR00003	CITO SHEET RAMP S	11 mm   0.43"	Black	200 pcs.
BQR00004	CITO SHEET RAMP M	21 mm   0.83"	Black	200 pcs.



## CITO SHEET LIFT 3D

CITO SHEET LIFT 3D



CITO SHEET LIFT 3D ADD



### Optimum solution for safe sheet transport – double-sided usability!

CITO SHEET LIFT 3D is a high-quality element for sheet lifting in the stripping die for cardboard and corrugated board.

It is fitted easily, without tools, in the corresponding laser cutouts in the lower stripping board. A sheet hold-down (stripping foam, presser or presser plate) is positioned above it.

During the stripping process, the foam presses the sheet onto the lower stripping board and against the CITO SHEET LIFT 3D, which sinks into stripping board. After stripping, the sheet is lifted by the spring force of CITO SHEET LIFT 3D and the gripper bar pulls the sheet over the stripping board without contact.

Thanks to the differently shaped sides, CITO SHEET LIFT 3D can be used on both sides for corrugated board and for cardboard. Depending on the quality and thickness of the material, CITO SHEET LIFT 3D can also be inserted deeper into the wood to ensure optimum sheet transfer.

Existing stripping dies can be retrofitted with the self-locking CITO SHEET LIFT 3D ADD clamping ring in combination with CITO SHEET LIFT 3D.

The advantages:

- Flexibly usable on both sides
- Effective sheet lifting
- Retrofittable at any time

Order no.	Description	Colour	Unit
BLA03003	CITO SHEET LIFT 3D	Yellow	1000 pcs.
BLA03005	CITO SHEET LIFT 3D ADD Self-locking clamping ring for CITO SHEET LIFT 3D	Yellow	500 pcs.
BLA03006	Milling Tool for CITO SHEET LIFT 3D ADD		1 pc.



## CITO SECURE PRESSER

**Presser with safety strap, especially for fast running machines developed – keeps the sheet flat during the stripping process**

CITO SECURE PRESSER is a fast reacting spring element, secured with a safety sling, for mounting between the presser plate and the upper stripping die. By using a presser plate, the sheets are pressed uniformly flat during the stripping process. This ensures trouble-free production with high performance for machine speeds of over 7,000 sheets per hour.

The advantages:

- Consistent pressure across the entire surface of the lower stripping tool
- Minimizing wear on machine parts (e. g. frames, transfer) due to improved pressure distribution on the lower stripping die
- Safe use due to safety sling
- High machine speeds and long runs

Order no.	Description	Colour	Unit
BLA02004	CITO SECURE PRESSER with integrated safety strap, incl. screws	Yellow	50 pcs.



## CITO SHEET PRESSER

### For uniformly flat sheets during the stripping process


CITO SHEET PRESSER is a tear-resistant spring element made of a flexible material which is mounted between the presser plate and the upper stripping die. In combination with the durable foam material, a consistently high result is achieved; the production runs smoothly with significantly fewer machine stops.

The spring element is universally applicable for all machine types and materials and perfectly suited for machine speeds of up to 7,500 sheets / hour. By using a presser plate, the sheets are pressed evenly flat during the stripping process. It is attached to the upper stripping die by simply screwing, screw sets are included in the delivery.

The advantages:

- Tear-resistant and flexible material
- Constant, wear-free production
- Evenly flat sheets

Order no.	Description	Colour	Unit
BLA02001	CITO SHEET PRESSER S 30 × 38 mm   1.18 × 1.50" tear-resistant spring element, incl. screws	Black	100 pcs.
BLA02002	CITO SHEET PRESSER M 40 × 38 mm   1.58 × 1.50" tear-resistant spring element, incl. screws	Black	100 pcs.



## CITO CRAFT STRIP CITO CASTLE STRIP

CITO CRAFT STRIP S




CITO CRAFT STRIP M



CITO CRAFT STRIP L



CITO CASTLE STRIP



### Efficient stripping of the internal waste and the side edge

CITO CRAFT STRIP and CITO CASTLE STRIP are optimally suitable for problematic waste parts or heavy, thick material grades as well as material grades with long fibres (e.g. cardboard, Kraft liner, board, E-flute and corrugated board). Thanks to its particular product properties, even extremely long runs can be produced with constantly high quality.

**CITO CRAFT STRIP** was specially developed for stripping internal waste. The multi-stage design reliably separates and removes the waste from the sheet in two steps.


**CITO CASTLE STRIP** was designed for use on the side edge and back edge. The strong nicks of the side edge and back edge are completely destroyed before the stripping.

With CITO CRAFT STRIP and CITO CASTLE STRIP there is no longer any need for the time-consuming and costly chamfering of the lower stripping board.

The advantages:

- Separation of waste nicks before the actual stripping process
- Thanks to the multi-stage design, the waste is separated from the sheet in two steps and is ejected reliably
- No need to chamfer the lower stripping board
- Significant load reduction on the diecutter and stripping tool
- Ideal for use in standard tools and dynamic stripping dies

Order no.	Description	Colour	Unit
BLA01001	CITO CRAFT STRIP S	Silver	250 pcs.
BLA01002	CITO CRAFT STRIP M	Silver	250 pcs.
BLA01003	CITO CRAFT STRIP L	Silver	250 pcs.
BLA01004	CITO CASTLE STRIP	Silver	200 pcs.




## CITO BOX RAMP

CITO BOX RAMP S



CITO BOX RAMP M



CITO BOX RAMP L



CITO BOX RAMP H



### Efficient solution for the stripping of the internal waste

By using CITO BOX RAMP there is no need for conventional chamfering of the internal waste in the lower stripping board. Time-consuming setting for internal waste and hand-cut scrapers in the stripping board are no longer necessary. Outstandingly well-suited for all types of dynamic strippers (e.g. pins, claws) and all materials (e.g. cardboard, E-flute and corrugated board).

Available in four different versions:


- **CITO BOX RAMP S** and **CITO BOX RAMP M**  
Supports the sheet transport. These stripping components easily and reliably prevent the flaps from bumping against the front edge of the internal waste.
- **CITO BOX RAMP L**  
Scraper for the side edge. On stripping, the waste is removed to the side; typical production faults are avoided and thus optimum and constant machine performance is ensured.
- **CITO BOX RAMP H**  
Especially designed for the machine operator, as a functional addition to existing stripping dies. Due to a strong adhesive point subsequent fixing during production can be achieved easily. A limit stop enables precise positioning relative to the edge of the board.

The advantages:

- Time-consuming rework is no longer necessary – for fast and efficient stripping of the waste
- Universal use for all types of dynamic stripping
- Precise positioning of the stripping components
- Constantly high machine performance

Order no.	Description	Functional width	Colour	Unit
BLA04001	CITO BOX RAMP S	6.0 mm   0.24"	Yellow	500 pcs.
BLA04002	CITO BOX RAMP M	7.0 mm   0.28"	Yellow	500 pcs.
BLA04003	CITO BOX RAMP L	21.0 mm   0.83"	Yellow	250 pcs.
BLA04004	CITO BOX RAMP H *	21.0 mm   0.83"	Yellow	250 pcs.

\* self-adhesive, for subsequent use on the diecutter



## CITO DYN SEPARATOR


CITO DYN SEPARATOR S



CITO DYN SEPARATOR M



CITO DYN SEPARATOR L



### Reliable dynamic stripping of the side waste

The special register crosses on the top of the stripping component ensure fast and exact register control when setting up the lower stripping board relative to the sheet. No additional aids or tools are necessary.

The CITO DYN SEPARATOR can also be fixed in a stable position without screws. Due to the high counter pressure, the edge waste is safely and reliably stripped off via the wide shoulder of the side cutting knife.

The advantages:

- Fast, easy and efficient register control
- Assembly without additional tools
- High counter pressure for reliable stripping process

Order no.	Description	Length	Colour	Unit
BLA05003	CITO DYN SEPARATOR S	9 mm   0.35"	Silver	150 pcs.
BLA05004	CITO DYN SEPARATOR M	20 mm   0.79"	Silver	150 pcs.
BLA05005	CITO DYN SEPARATOR L	55 mm   2.17"	Silver	150 pcs.






## Stripping Foam

### Dual Stripping Foam

For avoiding machine stops. The lower foam layer is harder thus ideally fixing the diecutting material.



Order no.	Description	Dimensions (L × W × H)	Unit
<b>Strips</b>			
BLB00001	Dual Stripping Foam 40, self-adhesive	1000 × 40 × 40 mm	100 strips
BLB00002	Dual Stripping Foam 50, self-adhesive	1000 × 40 × 50 mm	100 strips
<b>Cubes</b>			
BLB01090	Dual Stripping Foam, self-adhesive	40 × 20 × 40 mm	4116 cubes
BLB01091	Dual Stripping Foam, self-adhesive	40 × 40 × 40 mm	2016 cubes
BLB01092	Dual Stripping Foam, self-adhesive	40 × 80 × 40 mm	1008 cubes

### Stripping Foam RG35 / RG65











Order no.	Description	Dimensions (L × W × H)	Colour	Unit
<b>Stripping Foam RG35</b>				
<b>Strips</b>				
BLB01015	RG35, self-adhesive	1000 × 40 × 40 mm	Blue	72 strips
<b>Cubes</b>				
BLB01086	RG35, self-adhesive	40 × 20 × 40 mm	Blue	3456 cubes
BLB01019	RG35, self-adhesive	40 × 40 × 40 mm	Blue	1728 cubes
BLB01087	RG35, self-adhesive	40 × 80 × 40 mm	Blue	864 cubes
BLB01020	RG35, self-adhesive	40 × 40 × 50 mm	Blue	1728 cubes
<b>Stripping Foam RG65</b>				
<b>Strips</b>				
BLB01035	RG65, self-adhesive	1000 × 40 × 40 mm	Grey	72 strips
BLB01038	RG65, self-adhesive	1000 × 40 × 50 mm	Grey	60 strips
<b>Cubes</b>				
BLB01081	RG65, self-adhesive	40 × 20 × 40 mm	Grey	3456 cubes
BLB01080	RG65, self-adhesive	40 × 40 × 40 mm	Grey	1728 cubes
BLB01082	RG65, self-adhesive	40 × 80 × 40 mm	Grey	864 cubes



## CENTERING Elements

Setline Products for quick and exactly centred makeready of the diecutter.

	Description	Area	Colour	Unit	Order no.
	Centerline Centring Block SP for BOBST chase loader	S / B	Red	100 pcs.	BLC02010
	REGISTER BLOCK for Quicklocksystem	S / B	Yellow	250 pcs.	BLC02001
	Centerline I Centering Block for Upper Stripping Board	S	Black	50 pcs.	BLC02005
	Centerline II Centering Block for Lower Stripping Board	S	Red	50 pcs.	BLC02006
	Centring Block for BOBST chase loader	S / B	Blue	100 pcs.	BLC02007
	Setline I + II Centering Block for Upper Stripping Board	S	Black	100 pcs.	BLC02008
	Setline II Centering Block for Lower Stripping Board	S	White	100 pcs.	BLC02009
	Centerline Piece for Lower Blanking Board	B	Silver	25 pcs.	BLC02004

S: Stripping

B: Blanking



## Stripping Pins and Stripping Rules

Due to the crown pins and the pointed edges at the stripping rules the waste is stripped perfectly downwards thus avoiding a twisting and bouncing of the waste.

A controlled stripping process means less machine stops and higher machine performance.


Stripping Pin, Crown Pin



Stripping Pin narrow shoulder without point



Stripping Rules with point



### Stripping Pins

Order no.	Ø Head	Unit
<b>Stripping Pin, Crown Pin, Height 50 mm, Bottom Ø 4 mm</b>		
BLC03001	Ø 2 mm	200 pcs.
BLC03002	Ø 3 mm	200 pcs.
BLC03004	Ø 4 mm	200 pcs.
BLC03003	Ø 5 mm	200 pcs.
BLC03005	Ø 6 mm	200 pcs.
BLC03021	Ø 8 mm	200 pcs.
BLC03020	Ø 10 mm	200 pcs.

#### Stripping Pin narrow shoulder without point, Height 50 mm, Bottom Ø 4 mm









BLC03016	Ø 2 mm	200 pcs.
BLC03006	Ø 3 mm	200 pcs.
BLC03009	Ø 4 mm	200 pcs.
BLC03010	Ø 5 mm	200 pcs.
BLC03007	Ø 6 mm	200 pcs.
BLC03011	Ø 8 mm	200 pcs.
BLC03015	Ø 10 mm	200 pcs.

### Stripping Rules








Order no.	Length	Unit
<b>Stripping Rules with point, Thickness 3 pt, Height 50.9 mm</b>		
BLC08001	4 mm	500 pcs.
BLC08002	6 mm	500 pcs.
BLC08003	8 mm	500 pcs.
BLC08004	10 mm	500 pcs.
BLC08005	12 mm	500 pcs.
BLC08006	15 mm	500 pcs.
BLC08007	20 mm	300 pcs.
BLC08008	30 mm	200 pcs.
BLC08009	50 mm	200 pcs.
BLC08010	70 mm	100 pcs.

## Stripping Accessories

### Stripping Accessories SPO

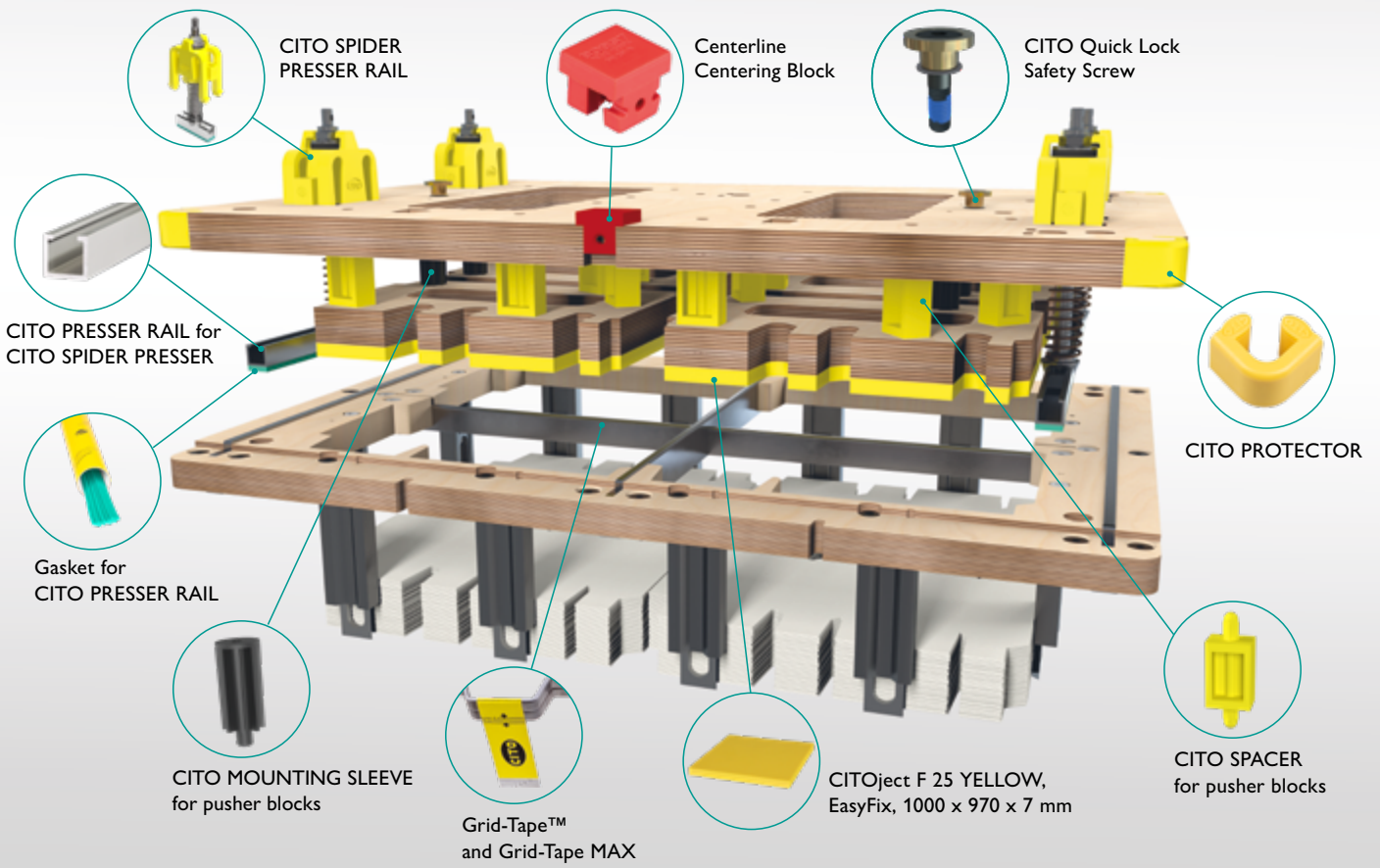
	Description	Colour	Unit	Order no.
	SPO Clamping jaw plastic, excluding mounting bolts 88 × 15 × 55 mm (L × W × H)	Red	48 pcs.	BLC06019
	CLAMP BLOCK SPO incl. thread M6, 88 × 15 × 58 mm (L × W × H)	Black	200 pcs.	BLC06007
	SPO clamping jaw, plastic, for lower stripping board, excluding mounting bolts, 2 × sink hole M6, 88 × 15 × 55 mm (L × W × H)	Black	50 pcs.	BLC06001
	Mounting bolt set for SPO clamping jaws (BLC06001) (with 100 bolts and nuts)	Silver	set	BLC06004
	Strip rod knife SPO, for 12 mm lower stripping board, Length: 30 mm, Height: 62 mm	Silver	100 pcs.	BLC06081
	Strip rod knife SPO, for 12 mm lower stripping board, Length: 70 mm, Height: 62 mm	Silver	75 pcs.	BLC06082
	Strip rod knife SPO, for 12 mm lower stripping board, Length: 100 mm, Height: 62 mm	Silver	50 pcs.	BLC06083
	Strip rod knife SPO, for 12 mm lower stripping board, Length: 255 mm, Height: 62 mm	Silver	25 pcs.	BLC06084

### Stripping Accessories SP


	Description	Colour	Unit	Order no.
	CLAMP BLOCK SP incl. thread M6, 89 × 15 × 33 mm (L × W × H)	Yellow	200 pcs.	BLC06006
	SP clamping jaw, plastic, for lower stripping board, 70 × 9.5 × 30 mm (L × W × H)	Yellow	250 pcs.	BLC06005
	SP clamping jaw, steel, zinc plated, for lower stripping board, 70 × 6 × 30 mm (L × W × H)	Silver	50 pcs.	BLC06017
	Strip rod knife SP, for 12 mm lower stripping board, Length: 30 mm, Height: 24 mm, 2 bores	Silver	100 pcs.	BLC06087
	Strip rod knife SP, for 12 mm lower stripping board, Length: 73 mm, Height: 24 mm, 2 bores	Silver	100 pcs.	BLC06088
	Strip rod knife SP, right, for 12 mm lower stripping board, Length: 25 mm	Silver	150 pcs.	BLC06086
	Strip rod knife SP, left, for 12 mm lower stripping board, Length: 25 mm	Silver	150 pcs.	BLC06085

## Stripping Accessories


	Description	Colour	Unit	Order no.
	CITO Quick Lock Safety Screw M6	Black	50 pcs.	BLC06018
	Spacer, plastic, round, Total length: 46.5 mm, Distance: 23 mm	Black	500 pcs.	BLC07003
	Spacer, plastic, oval-shaped, for 50 mm machine stroke, Total length: 45 mm, Distance: 23 mm	Yellow	400 pcs.	BLC07005
	CITO MOUNTING SLEEVE for wooden blocks, Total length: 30 mm, Distance: 23 mm	Yellow	400 pcs.	BLC07007
	Aluminium-U-Profile for central stripping board Centerline I SPO 15 mm Recess left + right with 4 bores Ø 6.5", 80 × 25 × 50 × 25 × 3 mm	Silver	50 pcs.	BLC06015
	CITO SAFETY SCREW QUICKLOCKING 8.5 mm, Steel, zinc plated	Silver	100 pcs.	BLC02002
	CITO LOWER STRIPPING PINS, Body Ø 8 mm, Pin Ø 2.5 mm, Stainless steel	Silver	50 pcs.	BLC04001
	CITO LOWER STRIPPING PINS, Body Ø 8 mm, Pin Ø 4.0 mm, Stainless steel	Silver	50 pcs.	BLC04002
	CITO LOWER STRIPPING PINS, Body Ø 14.8 mm, Pin Ø 4.0 mm	White	20 pcs.	BLC04003
	Support Clamp for upper pull-out frame with perforated plate	Silver	6 pcs.	BLC04004
	Pin Holder, 45 mm	Silver	10 pcs.	BLC04005



## CITO Blanking Components



CITO Blanking Components  
**Angle-Lock™ Frames**



## Angle-Lock™ Frames

### Efficient blanking

The Angle-Lock™ Frames enable considerable time and cost savings, higher machine performance and have convincing material properties. Due to the low weight, even large blanking tools can be easily handled by one person. The increased rigidity allows higher machine operating speeds. Additionally, the grid material can be precisely cut to length and bent, which reduces waste significantly. Also, the exact reproducibility of repeat jobs benefits diemakers and converters alike by achieving substantial time savings.

The frames can be configured around 75 % faster thanks to the software. All in all, the user achieves around 25 % time-savings thanks to the quicker assembly and easier handling.

All these features, such as precise and rigid tooling construction, easy design and assembly, faster machine speeds and reusable components, combine to make Angle-Lock™ frames a worthwhile investment in terms of time and cost savings.

The advantages:

- Precise, stable and robust construction
- Reducible costs through self-assembly
- Lower weight than conventional tools
- Less initial costs
- Higher machine speeds
- 80 % reusable components
- Short delivery times
- Faster amortisation of the blanking tools





## Angle-Lock™ QUICK SET FRAMES

Product characteristics, advantages and application:

- Ever smaller runs
- Frame remains in the machine (less weight)
- Quick tool change possible
- Tool change easily manageable by one person
- Very cost-efficient


### QUICK SET Frame Kits



Description	Order no.
QUICK SET Frame Kit 102-CER / 103-ER	BFA04001
QUICK SET Frame Kit 104-ER	BFA04002
QUICK SET Frame Kit 106-PER / LER	BFA04003
QUICK SET Frame Kit 130-ER	BFA04004
QUICK SET Frame Kit 142-ER	BFA04005
QUICK SET Frame Kit 142-CER	BFA04006
QUICK SET Frame Kit 145-PER	BFA04007

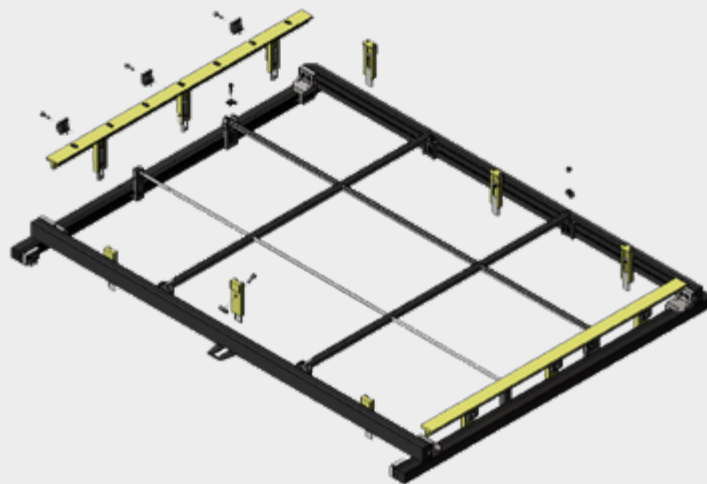
Unit: 1 pc.

## QUICK SET Frame Rails



Description	Front	Rear	Left	Right
Frame Rail SP 102/103	BFB04001	BFB04007	BFB01018	BFB01026
Frame Rail SP 104	BFB04002	BFB04008	BFB01018	BFB01026
Frame Rail SP 106	BFB04003	BFB04009	BFB01019	BFB01027
Frame Rail SP 130	BFB04004	BFB04010	BFB01020	BFB01028
Frame Rail SP 142-ER	BFB04005	BFB04011	BFB01021	BFB01029
Frame Rail SP 142-CER	BFB04005	BFB04011	BFB01022	BFB01030
Frame Rail SP 145	BFB04006	BFB04012	BFB01023	BFB01031

Unit: 1 pc.



## Angle-Lock™ STANDARD FRAMES

Product characteristics, advantages and application:

- Completely self-built tools (screwed or welded)
- With only single cut
- With only one contour
- Moveable sides
- As a combination tool (wooden contour and steel grid)
- As a Flat Top tool

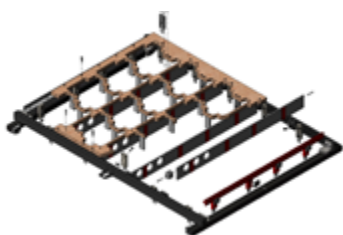
### STANDARD FRAMES Frame Kits



Description	Order no.
STANDARD FRAMES Frame Kit 102-CER, 103-ER	BFA01001
STANDARD FRAMES Frame Kit 104-ER	BFA01002
STANDARD FRAMES Frame Kit 106-PER / LER	BFA01003
STANDARD FRAMES Frame Kit 130-ER	BFA01004
STANDARD FRAMES Frame Kit 142-ER	BFA01005
STANDARD FRAMES Frame Kit 142-CER	BFA01006
STANDARD FRAMES Frame Kit 145-PER	BFA01007
STANDARD FRAMES Frame Kit 162-CER	BFA01008
STANDARD FRAMES Frame Kit 1600-ER	BFA01009

Unit: 1 pc.

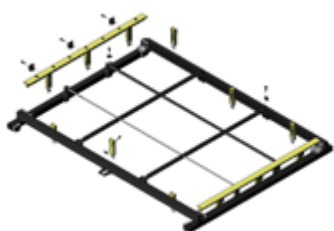
## STANDARD FRAMES Flat Top Tool Kits



Description	Order no.
Flat Top Tool Kit 102-CER / 103-ER	BFA02001
Flat Top Tool Kit 104-ER	BFA02002
Flat Top Tool Kit 106-PER / LER	BFA02003
Flat Top Tool Kit 130-ER	BFA02004
Flat Top Tool Kit 142-ER	BFA02005
Flat Top Tool Kit 142-CER	BFA02006
Flat Top Tool Kit 145-PER	BFA02007
Flat Top Tool Kit 162-CER	BFA02008

Unit: 1 pc.


## STANDARD FRAMES Universal Tool Kits



Description	Order no.
Universal Tool Kit 102-CER / 103-ER	BFA03001
Universal Tool Kit 104-ER	BFA03002
Universal Tool Kit 106-PER / LER	BFA03003
Universal Tool Kit 130-ER	BFA03004
Universal Tool Kit 142-ER / 1420-ER	BFA03005
Universal Tool Kit 142-CER	BFA03006
Universal Tool Kit 145-PER	BFA03007
Universal Tool Kit SP-162-CER	BFA03008

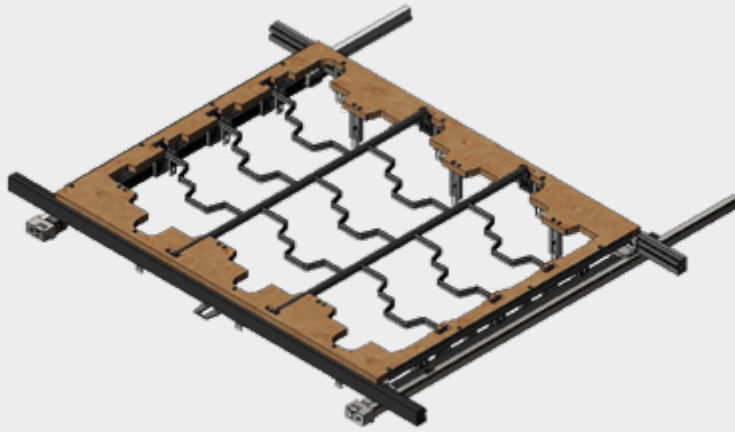
Unit: 1 pc.

## STANDARD FRAMES Frame Rails



Description	Front	Rear	Left	Right
Frame Rail SP 102/103	BFB01001	BFB01009	BFB01018	BFB01026
Frame Rail SP 104	BFB01002	BFB01010	BFB01018	BFB01026
Frame Rail SP 106	BFB01003	BFB01011	BFB01019	BFB01027
Frame Rail SP 130	BFB01004	BFB01012	BFB01020	BFB01028
Frame Rail SP 142-ER	BFB01005	BFB01013	BFB01021	BFB01029
Frame Rail SP 142-CER	BFB01005	BFB01014	BFB01022	BFB01030
Frame Rail SP 145	BFB01006	BFB01015	BFB01023	BFB01031
Frame Rail SP 162	BFB01007	BFB01016	BFB01024	BFB01032
Frame Rail SP 1600-ER	BFB01008	BFB01017	BFB01025	BFB01033

Unit: 1 pc.



# Angle-Lock™ RECEIVER SYSTEM


## RECEIVER SYSTEM Frame Kits



Description	Order no.
RECEIVER SYSTEM Frame Kit 102-CER, 103-ER	BFA05001
RECEIVER SYSTEM Frame Kit 104-ER	BFA05002
RECEIVER SYSTEM Frame Kit 106-PER / LER	BFA05003
RECEIVER SYSTEM Frame Kit 130-ER	BFA05004
RECEIVER SYSTEM Frame Kit 142-ER	BFA05005
RECEIVER SYSTEM Frame Kit 142-CER	BFA05006
RECEIVER SYSTEM Frame Kit 145-PER	BFA05007
RECEIVER SYSTEM Frame Kit 162-CER	BFA05008
RECEIVER SYSTEM Frame Kit 1600-ER	BFA05009

Unit: 1 pc.

## RECEIVER SYSTEM Frame Rails



Description	Front	Rear	Left	Right
Frame Rail SP 102/103	BFB01001	BFB01009	BFB06001	BFB06009
Frame Rail SP 104	BFB01002	BFB01010	BFB06001	BFB06009
Frame Rail SP 106	BFB01003	BFB01011	BFB06002	BFB06010
Frame Rail SP 130	BFB01004	BFB01012	BFB06003	BFB06011
Frame Rail SP 142-ER	BFB01005	BFB01013	BFB06004	BFB06012
Frame Rail SP 142-CER	BFB01005	BFB01014	BFB06005	BFB06013
Frame Rail SP 145	BFB01006	BFB01015	BFB06006	BFB06014
Frame Rail SP 162	BFB01007	BFB01016	BFB06007	BFB06015
Frame Rail SP 1600-ER	BFB01008	BFB01017	BFB06008	BFB06016

Unit: 1 pc.

## RECEIVER SYSTEM Frame Rail Kits



	Description	Order no.
	RECEIVER SYSTEM Frame Rail Kit 102-CER, 103-ER	BFA06001
	RECEIVER SYSTEM Frame Rail Kit 104-ER	BFA06002
	RECEIVER SYSTEM Frame Rail Kit 106-PER / LER	BFA06003
	RECEIVER SYSTEM Frame Rail Kit 130-ER	BFA06004
	RECEIVER SYSTEM Frame Rail Kit 142-ER	BFA06005
	RECEIVER SYSTEM Frame Rail Kit 142-CER	BFA06006
	RECEIVER SYSTEM Frame Rail Kit 145-PER	BFA06007
	RECEIVER SYSTEM Frame Rail Kit 162-CER	BFA06008
	RECEIVER SYSTEM Frame Rail Kit 1600-ER	BFA06009

Unit: 1 pc.



CITO Blanking Components  
**Grid Material**



## Grid-Tape™ and Grid-Tape MAX



For perfect pile guidance in the delivery of your blank separation station

- Great time savings of up to 90 % thanks to precise assembly in a matter of seconds
- Constant pile guidance in the delivery for efficient handling on the folder-gluer
- Long service life through robust material – up to 1,000,000 impressions
- **Grid-Tape MAX**  
Grid-Tape MAX is optimally suited to all double-cut layouts, where diemakers had to weld 3.00 to 6.00 mm thick steel onto the metal grid

Product properties


- Metal-free material – suitable for use with food packaging
- Highly-efficient adhesive – also suitable for greasy steel and plastic
- Register lines – for quick and accurate fitting

Order no.	Description	Dimensions (W × L)	Total thickness steel	Unit
BJC01050	Grid-Tape™	25 × 184 mm	0.6 mm	200 pcs.
BJC01063	Grid-Tape MAX 3	25 × 184 mm	3.0 mm	100 pcs.
BJC01064	Grid-Tape MAX 4	25 × 184 mm	4.0 mm	75 pcs.
BJC01065	Grid-Tape MAX 5	25 × 184 mm	5.0 mm	60 pcs.
BJC01066	Grid-Tape MAX 6	25 × 184 mm	6.0 mm	50 pcs.




# Grid Material for Angle-Lock™

Grid Material



Knife Edge



	Description	Order no.
<b>Grid Material</b>		
<b>Grid Material – 16 mm</b>		
	Grid Material – 16 mm × 2 mm × 2.375 mm	BGM11621
	Grid Material – 16 mm × 3 mm × 2.375 mm	BGM11631
	Grid Material – 16 mm × 4 mm × 2.375 mm	BGM11641
<b>Grid Material – 18 mm</b>		
	Grid Material – 18 mm × 5 mm × 2.375 mm	BGM11851
<b>Grid Material – 22 mm</b>		
	Grid Material – 22 mm × 2 mm × 2.375 mm	BGM12221
	Grid Material – 22 mm × 3 mm × 2.375 mm	BGM12231
	Grid Material – 22 mm × 4 mm × 2.375 mm	BGM12241
	Grid Material – 22 mm × 5 mm × 2.375 mm	BGM12251
	Grid Material – 22 mm × 6 mm × 2.375 mm	BGM12261
<b>Knife Edge</b>		
<b>Knife Edge – 22 mm</b>		
	Knife Edge Grid Material – 22 mm × 5 mm × 2.375 mm	BGM22251

Unit: 1 pc.











# Grid Clamps for Angle-Lock™

Grid Clamp Lock




Grid Clamp



	Description	Unit	Order no.
<b>Grid Clamp Lock</b>			
	Grid Clamp Lock – 2 mm	10 pcs.	BGM04002
	Grid Clamp Lock – 3 mm	10 pcs.	BGM04003
	Grid Clamp Lock – 4 mm	10 pcs.	BGM04004
	Grid Clamp Lock – 5 mm	10 pcs.	BGM04005
	Grid Clamp Lock – 6 mm	10 pcs.	BGM04006
<b>Grid Clamp</b>			
	Grid Clamp – Front/Rear – reusable	10 pcs.	BGM04010
	Grid Clamp – Side – reusable	10 pcs.	BGM04013
	Grid Clamp – Front/Rear – dedicated weldable	25 pcs.	BGM04011
	Grid Clamp – Side – dedicated weldable	25 pcs.	BGM04012
	Parallel Clamp	25 pcs.	BFB07113



## CITO Blanking Components Pressers



## CITO SPIDER PRESSER

For reliable fixing of the lateral waste and waste grid for layouts with blank separation cut


CITO SPIDER PRESSER has been developed specifically for use in the upper blanking tool. Created and patented by BOBST, the approved telescopic presser now expands the CITO diemaking portfolio in a new design.

CITO SPIDER PRESSER is a complete package consisting of a CITO SPIDER PRESSER RAIL (yellow) and CITO SPIDER PRESSER SPOT (black), suitable rails and perfectly matched rubbering. The distinct colours of the product variants make handling easy and reliable for the user.

In addition, the height of the CITO SPIDER PRESSER can be adjusted individually. And a choice of high-quality components ensures maximum machine performance of up to 12,000 sheets per hour and a long tool life.

The advantages:

- Reliable blanking
- Complete solution with special rubbering
- Adjustable height
- Easy and secure handling thanks to colour-coded variants
- Robust components for long-lasting tools
- Maximum machine performance of up to 12,000 sheets per hour



CITO SPIDER PRESSER SPOT



CITO SPIDER PRESSER RAIL



Gasket for CITO PRESSER RAIL



Order no.	Description	Colour	Unit
BKP00004	CITO SPIDER PRESSER SPOT	Black	25 pcs.
BKP00005	CITO SPIDER PRESSER RAIL	Yellow	25 pcs.
BKP00006	CITO SPIDER PRESSER SPOT US version, plywood 15.9 mm   5/8"	Black	25 pcs.
BKP00007	CITO SPIDER PRESSER RAIL US version, plywood 15.9 mm   5/8"	Yellow	25 pcs.
BKP00008	CITO PRESSER RAIL for CITO SPIDER PRESSER Length 1,500 mm   59.06"	Silver	10 pcs.
BKP03007	PRESSER C-RAIL – BENDABLE Length 2,380 mm   93.7"	Red	1 pcs.
BKP00009	Gasket for CITO PRESSER RAIL 650 × 3 mm	Green	25 pcs.



## CITO SNAP PRESSER


CITO SNAP PRESSER SPOT




CITO SNAP PRESSER RAIL



CITO PRESSER RAIL



PRESSER C-RAIL – BENDABLE



### Reliable holding down of the edge and double-cut waste

Thanks to their fast and easy handling, CITO SNAP PRESSER and CITO SNAP PRESSER RAIL are ideally suitable for all variations / sheet designs.

They are mounted without tools and allow low and compact installation in only three steps:

1. Laser cut, cut or drill a 15 mm [0.59"] diameter hole in the wood.
2. Fit CITO SNAP PRESSER through the hole from underneath.
3. Clamping CITO SNAP PRESSER by means of a locking ring – no additional drilling, screwing and gluing.

Two different versions of CITO SNAP PRESSER are available:

- SPOT – for selective holding down
- RAIL – for extensive holding down of an area with an aluminium rail

The advantages:

- Fast and easy handling
- No additional drilling, screwing or gluing
- Low and compact design



Order no.	Description	Unit
BKP00001	CITO SNAP PRESSER SPOT, incl. spare parts package rings	50 pcs.
BKP00002	CITO SNAP PRESSER RAIL for T-rail incl. STOPPER + pack of spare rings	50 pcs.
BKP00008	CITO PRESSER RAIL for CITO SNAP PRESSER RAIL, Length 1,500 mm   59.06"	10 pcs.
BKP03007	PRESSER C-RAIL – BENDABLE Length 2,380 mm   93.7", Red	1 pcs.
BKP00009	Gasket for CITO PRESSER RAIL 650 × 12.5 × 3 mm, Green	25 pcs.

# Pressers for Angle-Lock™

## FLUSH PRESSER

FLUSH PRESSER FP-1 – Standard Foot








	Description	Unit	Order no.
	FLUSH PRESSER FP-1 – Standard Foot	15 pcs.	BKP01001
	FLUSH PRESSER FP-2 – Spot Foot	15 pcs.	BKP01002

## PRESSER CL100

PRESSER CL100 – C-RAIL











	Description	Unit	Order no.
	PRESSER CL100 – SPR	15 pcs.	BKP01003
	PRESSER CL100 – SPOT	15 pcs.	BKP01004
	PRESSER CL100 – WOOD	15 pcs.	BKP01005
	PRESSER CL100 – C-RAIL	15 pcs.	BKP01006
	PRESSER CL100 with Universal Mounting Bracket	15 pcs.	BKP01007

MOUNTING CLIP



## Presser Accessories

	Description	Unit	Order no.
	CITO PRESSER RAIL Length 1,500 mm   59.06"	10 pcs.	BKP00008
	PRESSER C-RAIL – BENDABLE Length 2,380 mm   93.7", Red	1 pcs.	BKP03007
	Gasket for CITO PRESSER RAIL 650 × 12.5 × 3 mm, Green	25 pcs.	BKP00009
	STANDARD PRESSER FOOT	50 pcs.	BKP02004
	3MM T-HANDLE WRENCH	1 St.	BFB08005
	SPOT PRESSER FOOT	50 pcs.	BKP02006
	MOUNTING CLIP with screw for PRESSER	15 pcs.	BKP02009
	PRESSER LINK CLIP	50 pcs.	BKP02005



CITO Blanking Components

## Joggers



## CITO SLIM JOGGER

### Particularly slim guide for blanks in the lower blanking tool

CITO SLIM JOGGER is characterised by its particularly narrow blank guide for the lower blanking tool. It is used for storing the blank in die cutters with blanking station.

CITO SLIM JOGGER produces its maximum performance when used in conjunction with flex'rack. Due to the extremely slender design of 7.0 mm diameter, the blank separator element fits exactly between two flex'rack stop bars. This completely eliminates the need for job-based moving of the flex'rack stop bars. It is fixed by simply screwing it into the wooden or metal plate.

CITO SLIM JOGGER is made of stainless steel and thus meets all hygiene and durability standards.

The advantages:

- Perfect combination with flex'rack
- Narrow design for precise use
- Made of stainless steel for a long life and for hygiene



Order no.	Description	Unit
BKA00040	CITO SLIM JOGGER 7 mm   0.28" with washer	25 pcs.



# Joggers for Angle-Lock™

## Composite Jogger Assembly

Composite Jogger Assembly (Standard Slide)



	Description	Unit	Order no.
	Composite Jogger Assembly (Standard Slide) Body length 61 mm, total length 81 mm	50 pcs.	BKA07001
	Composite Jogger Assembly (Long Slide) Body length 61 mm, total length 103 mm	50 pcs.	BKA07002
	Composite Jogger Assembly (151 mm Slide) Body length 61 mm, total length 139 mm	25 pcs.	BKA07003
	Composite Jogger Assembly (251 mm Slide) Body length 61 mm, total length 235 mm	25 pcs.	BKA07004

Including screws with cross recess drive



# Jogger – Universal

Jogger – Universal



7/16" Drop Guide W



Drop Guide Solid



10 mm Drop Guide



	Description	Unit	Order no.
	Jogger – Universal – Front/Rear	25 pcs.	BKA00201
	Jogger – Universal – Side	25 pcs.	BKA00202
<b>151 mm Slide</b>			
	Jogger – Universal – Front/Rear (151 mm Slide)	25 pcs.	BKA00203
	Jogger – Universal – Side (151 mm Slide)	25 pcs.	BKA00204
<b>251 mm Slide</b>			
	Jogger – Universal – Front/Rear (251 mm Slide)	25 pcs.	BKA00205
	Jogger – Universal – Side (251 mm Slide)	25 pcs.	BKA00206
<b>7/16" Drop Guide W</b>			
	Jogger – Universal – 7/16" Drop Guide W	25 pcs.	BKA00207
	Jogger – Universal – 7/16" Drop Guide W (151 mm Slide)	25 pcs.	BKA00208
	Jogger – Universal – 7/16" Drop Guide W (251 mm Slide)	25 pcs.	BKA00209
<b>Drop Guide Solid</b>			
	Jogger – Universal – 1/4" Drop Guide Solid	25 pcs.	BKA00211
	Jogger – Universal – 3/8" Drop Guide Solid	25 pcs.	BKA00212
	Jogger – Universal – 5/16" Drop Guide Solid	25 pcs.	BKA00213
<b>10 mm Drop Guide</b>			
	Jogger – Universal – 10 mm Drop Guide W / Slide	10 pcs.	BKA08001
	Jogger – Universal – 10 mm Drop Guide Long Slide	10 pcs.	BKA08002
	Jogger – Universal – 10 mm Drop Guide Narrow Slide	10 pcs.	BKA08003

## Jogger – Grid Tool

Jogger – Grid Tool



	Description	Unit	Order no.
	Jogger – Grid Tool – Front/Rear	25 pcs.	BKA00100
	Jogger – Grid Tool – Side	25 pcs.	BKA00101
	Jogger – Grid Tool – Rear with hat	25 pcs.	BKA00102
<b>151 mm Slide</b>			
	Jogger – Grid Tool – Front/Rear (151 mm Slide)	25 pcs.	BKA00103
	Jogger – Grid Tool – Side (151 mm Slide)	25 pcs.	BKA00104
	Jogger – Grid Tool – Rear with hat (151 mm Slide)	25 pcs.	BKA00105
<b>251 mm Slide</b>			
	Jogger – Grid Tool – Front/Rear (251 mm Slide)	25 pcs.	BKA00106
	Jogger – Grid Tool – Side (251 mm Slide)	25 pcs.	BKA00107
	Jogger – Grid Tool – Rear with hat (251 mm Slide)	25 pcs.	BKA00108

## Jogger – Special

Pin Jogger



	Description	Unit	Order no.
	Side Jogger for narrow flat top Mounting Rail	25 pcs.	BKA00501
	Pin Jogger (8.0 × 3.0 mm)	25 pcs.	BKA00502
	CITO SLIM JOGGER 7 mm   0.28", with washer	25 pcs.	BKA00102

## Jogger – Special Long Slide 44 mm


Universal



Universal – Drop Guide




	Description	Unit	Order no.
<b>Universal</b>			
	Jogger – Universal – Front/Rear (44 mm Slide)	25 pcs.	BKA00301
	Jogger – Universal – Side (44 mm Slide)	25 pcs.	BKA00302
<b>Universal – Drop Guide</b>			
	Jogger – Universal – Drop Guide (44 mm Slide)	25 pcs.	BKA00303
	Jogger – Universal – Drop Guide V2 (44 mm Slide)	25 pcs.	BKA00304
<b>Grid Tool</b>			
	Jogger – Grid Tool – Rear with hat (44 mm Slide)	25 pcs.	BKA00305
	Jogger – Grid Tool – Side (44 mm Slide)	25 pcs.	BKA00306



## CITO Blanking Components Rails

# Frame Rails for Angle-Lock™


## Angle-Lock™ QUICK SET Frame Rails



Description	Front	Rear	Left	Right
Frame Rail SP 102/103	BFB04001	BFB04007	BFB01018	BFB01026
Frame Rail SP 104	BFB04002	BFB04008	BFB01018	BFB01026
Frame Rail SP 106	BFB04003	BFB04009	BFB01019	BFB01027
Frame Rail SP 130	BFB04004	BFB04010	BFB01020	BFB01028
Frame Rail SP 142-ER	BFB04005	BFB04011	BFB01021	BFB01029
Frame Rail SP 142-CER	BFB04005	BFB04011	BFB01022	BFB01030
Frame Rail SP 145	BFB04006	BFB04012	BFB01023	BFB01031

Unit: 1 pc.


## Angle-Lock™ STANDARD Frame Rails



Description	Front	Rear	Left	Right
Frame Rail SP 102/103	BFB01001	BFB01009	BFB01018	BFB01026
Frame Rail SP 104	BFB01002	BFB01010	BFB01018	BFB01026
Frame Rail SP 106	BFB01003	BFB01011	BFB01019	BFB01027
Frame Rail SP 130	BFB01004	BFB01012	BFB01020	BFB01028
Frame Rail SP 142-ER	BFB01005	BFB01013	BFB01021	BFB01029
Frame Rail SP 142-CER	BFB01005	BFB01014	BFB01022	BFB01030
Frame Rail SP 145	BFB01006	BFB01015	BFB01023	BFB01031
Frame Rail SP 162	BFB01007	BFB01016	BFB01024	BFB01032
Frame Rail SP 1600-ER	BFB01008	BFB01017	BFB01025	BFB01033

Unit: 1 pc.

## Angle-Lock™ RECEIVER SYSTEM Frame Rails











Description	Front	Rear	Left	Right
Frame Rail SP 102/103	BFB01001	BFB01009	BFB06001	BFB06009
Frame Rail SP 104	BFB01002	BFB01010	BFB06001	BFB06009
Frame Rail SP 106	BFB01003	BFB01011	BFB06002	BFB06010
Frame Rail SP 130	BFB01004	BFB01012	BFB06003	BFB06011
Frame Rail SP 142-ER	BFB01005	BFB01013	BFB06004	BFB06012
Frame Rail SP 142-CER	BFB01005	BFB01014	BFB06005	BFB06013
Frame Rail SP 145	BFB01006	BFB01015	BFB06006	BFB06014
Frame Rail SP 162	BFB01007	BFB01016	BFB06007	BFB06015
Frame Rail SP 1600-ER	BFB01008	BFB01017	BFB06008	BFB06016

Unit: 1 pc.

## Support Rails – Flat Top Tool







	Description	Order no.
	Support Rail for SP 102/103/104	BFB02001
	Support Rail for SP 106	BFB02002
	Support Rail for SP 130	BFB02003
	Support Rail for SP 142-CER	BFB02004
	Support Rail for SP 142-ER	BFB02005
	Support Rail for SP 145	BFB02006
	Support Rail for SP 162	BFB02007
	Support Rail 2,740 mm	BFB02008
	Support Rail – Bendable 2,740 mm	BFB02009

Unit: 1 pc.


## Components



	Description	Unit	Order no.
	Support Rail End	5 pcs.	BFB02101
	Pin Insertion Guide Tool	1 pc.	BFB02102
	Hardened Pin Ø 3.5 × 28 mm	50 pcs.	BFB02103
	Spring Clip (Screwless Support Rail)	25 pcs.	BFB02104

# Mounting Rails

## Adjustable Side Scrap Support Rail



	Description	Unit	Order no.
	Adjustable Side Scrap Support Rail for SP 102/103	2 pcs.	BMR01001
	Adjustable Side Scrap Support Rail for SP 104	2 pcs.	BMR01002
	Adjustable Side Scrap Support Rail for SP 106	2 pcs.	BMR01003
	Adjustable Side Scrap Support Rail for SP 130	2 pcs.	BMR01004
	Adjustable Side Scrap Support Rail for SP 142	2 pcs.	BMR01005
	Adjustable Side Scrap Support Rail for SP 145	2 pcs.	BMR01006
	Adjustable Side Scrap Support Rail for SP 162	2 pcs.	BMR01007

## Flat Top Mounting Rail




	Description	Unit	Order no.
	Flat Top Mounting Rail – Narrow for SP 102/103/104	2 pcs.	BMR02001
	Flat Top Mounting Rail – Narrow for SP 106	2 pcs.	BMR02002
	Flat Top Mounting Rail – Narrow for SP 130	2 pcs.	BMR02003
	Flat Top Mounting Rail – Narrow for SP 142	2 pcs.	BMR02004
	Flat Top Mounting Rail – Narrow for SP 162	2 pcs.	BMR02005



## Universal Mounting Rail



	Description	Unit	Order no.
	Universal Mounting Rail for SP 102/103/104/106	2 pcs.	BMR03001
	Universal Mounting Rail for SP 130	2 pcs.	BMR03002
	Universal Mounting Rail for SP 142/145	2 pcs.	BMR03003
	Universal Mounting Rail for SP 162	2 pcs.	BMR03004

## Special Mounting Rail



	Description	Unit	Order no.
	Screwless Mounting Rail 2,740 mm	2 pcs.	BMR04001
	Side Scrap Support – Single Knife Tool 2,740 mm	2 pcs.	BMR04002

## Accessories




	Description	Unit	Order no.
	Parallel Clamp	25 pcs.	BFB07113



CITO Blanking Components

## Components
















## Frame Assembly Components for Angle-Lock™

### Angle-Lock™ Components



	Description	Unit	Order no.
	Screw – flat SHCS – M3 × 8 mm	50 pcs.	BFB07001
	Screw – flat SHCS – M3 × 25 mm	50 pcs.	BFB07002
	Screw – flat SHCS – M4 × 25 mm	50 pcs.	BFB07003
	Screw – low head SHCS M5 × 6 mm	50 pcs.	BFB07004
	Screw – low head SHCS M5 × 16 mm	50 pcs.	BFB07005
	Screw – special low head SHCS M5 × 8 mm	50 pcs.	BFB07006
	Screw – special low head SHCS M5 × 16 mm	50 pcs.	BFB07007
	Screw – standard SHCS M5 × 10 mm	50 pcs.	BFB07008
	Screw – standard SHCS M5 × 20 mm	50 pcs.	BFB07009
	Screw – button SHCS – M6 × 12 mm	50 pcs.	BFB07010




## QUICK SET FRAMES – Components



	Description	Unit	Order no.
	QUICK SET Rear Corner Bracket – Left	5 pcs.	BFB04101
	QUICK SET Rear Corner Bracket – Right	5 pcs.	BFB04102
	QUICK SET Grid Support	5 pcs.	BFB04103
	QUICK SET Bushing Kit	5 pcs.	BFB04104
	Dovetail Nut Corner – Bracket	50 pcs.	BFB04105
	Dovetail Nut – Accessory	50 pcs.	BFB04106
	Centerline Bracket – Bottom Mount	10 pcs.	BFB04107
	Screw – special low head SHCS M5 × 20 mm	50 pcs.	BFB04109
	Screw – special low head SHCS M5 × 24 mm	50 pcs.	BFB04110
	Screw – SHCS M5 × 16 mm	50 pcs.	BFB04111
	QUICK SET Clip	20 pcs.	BFB04113
	QUICK SET Corner Bracket – Left	5 pcs.	BFB04114
	QUICK SET Corner Bracket – Right	5 pcs.	BFB04115
	Grid Mounting Bracket	50 pcs.	BFB04116
	INSERT TOOL MOUNTING BRACKET – GRID	5 pcs.	BFB07027
	INSERT TOOL MOUNTING BRACKET – WOOD	5 pcs.	BFB07028
	INSERT TOOL MOUNTING BRACKET – RAIL	5 pcs.	BFB07029






## STANDARD and RECEIVER SYSTEM – Components




	Description	Unit	Order no.
	Corner Bracket – Left	5 pcs.	BFB04114
	Corner Bracket – Right	5 pcs.	BFB04115
	Dovetail Nut Corner Bracket	50 pcs.	BFB04105

## Frame Tools



	Description	Unit	Order no.
	Countersink Cutter – 3 mm	1 pc.	BFB08001
	Countersink Cutter – 4 mm	1 pc.	BFB08002
	Counterbore Cutter – 5 mm	1 pc.	BFB08003
	Adjustable Counterbore / Countersink Kit	1 pc.	BFB08004
	RECEIVER SYSTEM Frame Clamp	2 pcs.	BFB08006

## Adhesive Runner




	Description	Unit	Order no.
	Adhesive Runner 5.0 × 3.0 mm × 1200 mm	10 pcs.	BFB07024
	Adhesive Runner 5.0 × 3.0 mm × 1200 mm	10 pcs.	BFB07025
	Adhesive Runner 5.0 × 3.0 mm × 1200 mm	10 pcs.	BFB07026

## Machine Frame Mounting Hardware

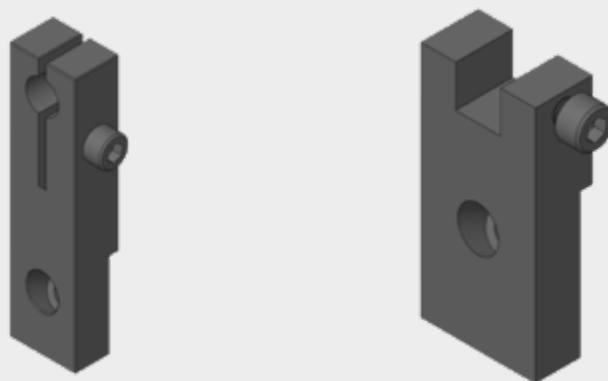


	Description	Unit	Order no.
	Quick Lock Lower Left	5 pcs.	BFB07011
	Quick Lock Lower Right	5 pcs.	BFB07012
	Quick Lock Kit	1 pc.	BFB07013
	Bracket – Centerline – Front Mount	10 pcs.	BFB07014
	Overclamp	2 pcs.	BFB07015
	Stop Bracket PER	10 pcs.	BFB07016
	Stop Bracket Kit PER / ER	5 pcs.	BFB07017
	Gripper Finger Support	2 pcs.	BFB07018
	Mounting Bracket SP 142-ER	2 pcs.	BFB07019
	Mounting Bracket Kit SP 142-ER	1 pc.	BFB07020
	Overclamp Left SP 142-ER	5 pcs.	BFB07021
	Overclamp Right SP 142-ER	5 pcs.	BFB07022
	Overclamp Set SP 142-ER	1 pc.	BFB07023

## Lower Board Support






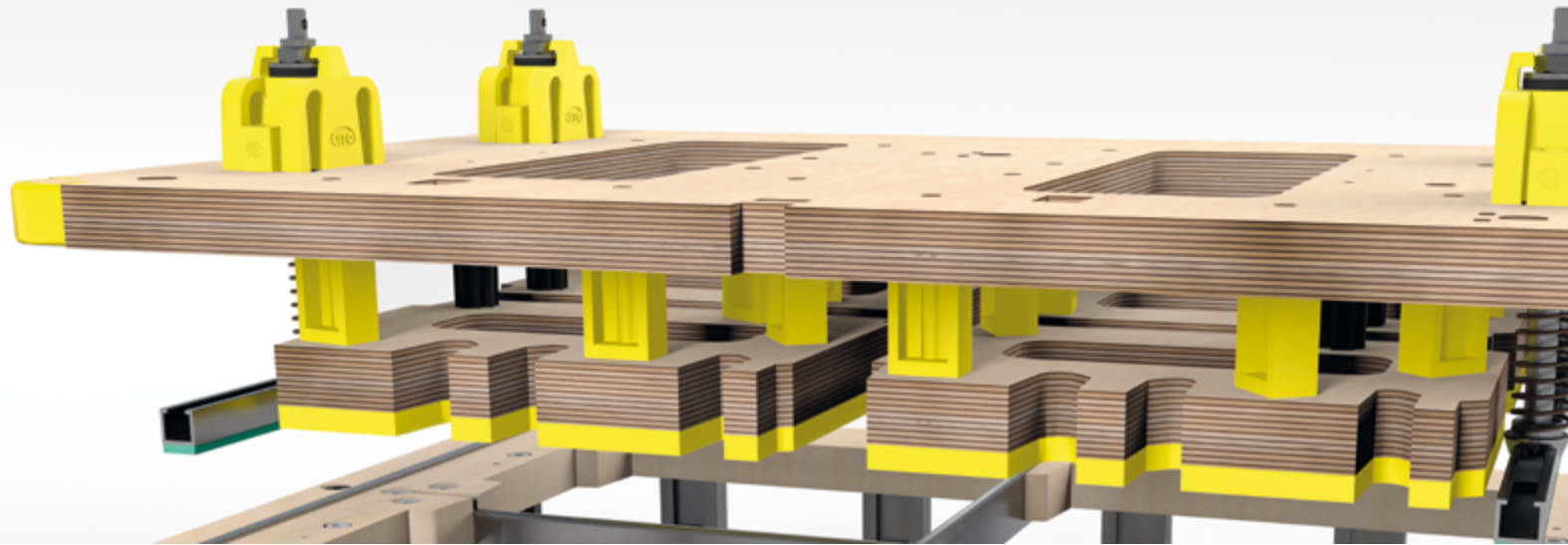
	Description	Unit	Order no.
	Lower Board Support Body	10 pcs.	BFB07111
	Lower Board Support Assembly	10 pcs.	BFB07112



## Rod Clamps



	Description	Unit	Order no.
	Rod Clamps – Side – Ø 6.5 mm	5 pc.	BFB03101
	Rod Clamps – Side – Ø 9.5 mm	5 pc.	BFB03102
	Rod Clamps – Rear – Ø 8.0 mm	5 pc.	BFB03103
<b>Rod Clamp Assembly</b>			
	Rod Clamp Assembly Ø 9.5 mm for SP 130	1 pc.	BFB03104
	Rod Clamp Assembly Ø 9.5 mm for SP 142-CER	1 pc.	BFB03105
	Rod Clamp Assembly Ø 9.5 mm for SP 102/103	1 pc.	BFB03106
<b>Single Knife Rod Assembly</b>			
	Single Knife Rod Assembly Ø 8.0 mm for SP 104	1 pc.	BFB03107
	Single Knife Rod Assembly Ø 9.5 mm for SP 104	1 pc.	BFB03108
	Single Knife Rod Assembly Ø 9.5 mm for SP 145	1 pc.	BFB03109
	Single Knife Rod Assembly Ø 9.5 mm for SP 162	1 pc.	BFB03110



## Material for pusher blocks

### CITO SPACER



The CITO SPACER is used to keep a reliable distance between the upper blanking tool and the pusher blocks.

Order no.	Description	Colour	Unit
BLC07013	CITO Spacer for pusher blocks, rectangular Total length 47 mm, Spacing 30 mm	Yellow	500 pcs.

### CITO MOUNTING SLEEVE



The CITO MOUNTING SLEEVE for blanking tools is optimally suited for use in combination with the CITO SPACER for pusher blocks. It fixes the pusher block by screwing. The pusher block is held in position and thus smooth production flow is ensured.

Order no.	Description	Colour	Unit
BLC07008	CITO Mounting sleeve for pusher blocks Total length 36 mm, Distance 30 mm	Black	400 pcs.

### CITO Ejection Material CITOject F 25 YELLOW




The advantages:

- Reduction of cutting pressure in the machine
- Fewer nicks and faster sheet transfer
- UV and ageing-resistant material
- EasyFix technology
- Certified as safe for the production of folding boxes for food packaging

Description	Dimensions (L × W × H)	Colour	Order no.	Order no. EasyFix
CITOject F 25 YELLOW	1000 × 970 × 7 mm	Yellow	BPC00610	BPC01610

Unit: 1 plate



## CITO Quick Lock Safety Screw

### The clever safety screw for blanking and stripping

CITO Quick Lock Safety Screw can be used both for the upper blanking tool and for the upper stripping board.

The screw is fully-assembled and there is no assembly work. Use a hexagonal spanner size 6 mm to screw in the screw to the surface of the wood so that the head remains rotatable. The tool can be pushed in easily and does not catch.

Thanks to the threadlocker coating, additional locking with a nut is not necessary. This simplifies the assembly.


Can be used for wood from 15 mm to 18 mm.

The advantages:


- Already assembled
- Rotatable head
- Easy pushing in of the tool
- Threadlocker coating



Order no.	Description	Colour	Unit
BLC06018	CITO Quick Lock Safety Screw, M6	Black	50 pcs.



## CITO Ejection Material for presser plates



The advantages:

- Simple optical quality control through colour-coding
- Reduction of cutting pressure in the machine
- Fewer nicks and faster sheet transfer
- UV and ageing-resistant material
- EasyFix technology
- Certified as safe for the production of folding boxes for food packaging

CITO Polytop 35 GREEN EasyFix




Description	Dimensions (L × W × H)	Order no. EasyFix
CITO Polytop 35 GREEN EasyFix	658 × 380 × 3 mm	BPP02505
CITObject F 45 ORANGE EasyFix	990 × 780 × 3 mm	BPC01645

Unit: 1 plate

CITObject F 45 ORANGE EasyFix







## Perforating and embossing tools

CITO Spikes are metal plates equipped with needles (spikes), also called pinning tools. They are used to mark corrugated board. In the cutting process, the needles pierce the cover liner of the corrugated board and lead behind a clear, legible character.

CITO Spikes are available as Spikes with groove, as a letter height of 20 mm and as Mini Spikes with a letter height of 10 mm. The needles are arranged as letters, numbers or symbols. Specific symbols for applying, e.g. legally required markings such as recycling information are available in different sizes.

If you purchase the CITO Spike System, you receive a logical system of Spikes, Spike Strips and Packing adapted to the different corrugated boards. Easy and convenient to handle and straightforward to set up on the Spike strips.

- Simple changeover of the Spikes on the strip
- Heights in line with European diecutting standards
- Self-adhesive packing for simple height adjustment
- Easy-to-assemble strips are self-adhesive
- CAD templates available for easy design
- Identical in concept to Mini Spikes and Mini Embossing Tools

## Symbols

Light alloy, with Resy letters, with needles, standardized size

Spike „TRIMAN“



Spike „PAP 21“



Order no.	Description	Outer dimensions	Letter size	Needle height
BQE00017	Spike „TRIMAN“	65 × 65 mm	54 × 59 mm	
BQE00006	Spike „PAP 20“	62 × 66 mm	49 × 58 mm	
BQE00018	Spike „PAP 20“ Mini, with sink holes	35 × 30 mm	25.7 × 24.5 mm	
BQE00008	Spike „PAP 21“	62 × 66 mm	49 × 58 mm	
BQE00009	Spike „PAP 21“ Mini	35 × 30 mm	25.7 × 24.5 mm	
BQE00016	Spike „PP 05“	60 × 66 mm	49 × 61 mm	
BQE00001	Resy Symbol	66 × 62 × 6.5 mm	55 × 60 mm	3.5 mm
BQE00002	Resy Symbol, mini	25 × 25 × 3.5 mm	23 × 22 mm	2.0 mm
BQE00003	Resy Symbol*	75 × 75 × 5.3 mm	65 × 65 mm	2.8 mm
BQE00004	Resy Symbol, mini*	25 × 25 × 3.5 mm	23 × 22 mm	2.0 mm
BQE00010	Green Dot Symbols	50 × 50 × 7 mm	Ø 44 mm	3.7 mm
BQE00011	Green Dot Symbols, mini	25 × 25 × 5.7 mm	Ø 22 mm	2.0 mm

\* without letters

Unit: 20 pcs.



## Spikes with groove

Letter height 20 mm

Spike 0




Spike 1



Order no.	Description
BQE03000	Spike 0
BQE03001	Spike 1
BQE03002	Spike 2
BQE03003	Spike 3
BQE03004	Spike 4
BQE03005	Spike 5
BQE03006	Spike 6/9
BQE03007	Spike 7
BQE03008	Spike 8
BQE04010	Spike A
BQE04011	Spike B
BQE04012	Spike C
BQE04013	Spike D
BQE04014	Spike E
BQE04015	Spike F
BQE04016	Spike G
BQE04017	Spike H
BQE04018	Spike I
BQE04019	Spike J
BQE04020	Spike K
BQE04021	Spike L

Order no.	Description
BQE04022	Spike M
BQE04023	Spike N
BQE03000	Spike O
BQE04024	Spike P
BQE04025	Spike Q
BQE04026	Spike R
BQE04027	Spike S
BQE04028	Spike T
BQE04029	Spike U
BQE04030	Spike V
BQE04022	Spike W
BQE04031	Spike X
BQE04032	Spike Y
BQE04033	Spike Z
BQE04034	Spike "-"
BQE04035	Spike "/ "
BQE04036	Spike " , "
BQE04037	Spike "&"
BQE04038	Spike „rougner“
BQE04039	Spike „flag“

Unit: 25 pcs.



## Mini Spikes

Letter height 10 mm

Stopper Mini Spike



Mini Spike 1



Order no.	Description
BQE02000	Mini Spike 0
BQE02001	Mini Spike 1
BQE02002	Mini Spike 2
BQE02003	Mini Spike 3
BQE02004	Mini Spike 4
BQE02005	Mini Spike 5
BQE02006	Mini Spike 6/9
BQE02007	Mini Spike 7
BQE02008	Mini Spike 8
BQE02010	Mini Spike A
BQE02011	Mini Spike B
BQE02012	Mini Spike C
BQE02013	Mini Spike D
BQE02014	Mini Spike E
BQE02015	Mini Spike F
BQE02016	Mini Spike G
BQE02017	Mini Spike H
BQE02018	Mini Spike I
BQE02019	Mini Spike J

Order no.	Description
BQE02020	Mini Spike K
BQE02021	Mini Spike L
BQE02022	Mini Spike M
BQE02023	Mini Spike N
BQE02000	Mini Spike O
BQE02024	Mini Spike P
BQE02025	Mini Spike Q
BQE02026	Mini Spike R
BQE02027	Mini Spike S
BQE02028	Mini Spike T
BQE02029	Mini Spike U
BQE02030	Mini Spike V
BQE02022	Mini Spike W
BQE02032	Mini Spike X
BQE02033	Mini Spike Y
BQE02034	Mini Spike Z
BQE02035	Mini Spike "-"
BQE02036	Mini Spike "/ "
BQE02100	Stopper Mini Spike

Unit: 25 pcs.



## Mini Embossing Tools

Unlike spikes, the CITO Mini Embossing Tools do not penetrate the cover liner of the corrugated cardboard. They are used, for example, with E-flute and F-flute.


Due to their identical basic geometry, the CITO Mini Embossing Tools range is compatible with the CITO Mini Spike system.

Letter height 10 mm

Order no.	Description	Order no.	Description
BQE07000	Mini Embossing Tool 0/O	BQE07018	Mini Embossing Tool I
BQE07001	Mini Embossing Tool 1	BQE07019	Mini Embossing Tool J
BQE07002	Mini Embossing Tool 2	BQE07020	Mini Embossing Tool K
BQE07003	Mini Embossing Tool 3	BQE07021	Mini Embossing Tool L
BQE07004	Mini Embossing Tool 4	BQE07022	Mini Embossing Tool M/W
BQE07005	Mini Embossing Tool 5	BQE07023	Mini Embossing Tool N
BQE07006	Mini Embossing Tool 6/9	BQE07024	Mini Embossing Tool P
BQE07007	Mini Embossing Tool 7	BQE07025	Mini Embossing Tool Q
BQE07008	Mini Embossing Tool 8	BQE07026	Mini Embossing Tool R
BQE07010	Mini Embossing Tool A	BQE07027	Mini Embossing Tool S
BQE07011	Mini Embossing Tool B	BQE07028	Mini Embossing Tool T
BQE07012	Mini Embossing Tool C	BQE07029	Mini Embossing Tool U
BQE07013	Mini Embossing Tool D	BQE07030	Mini Embossing Tool V
BQE07014	Mini Embossing Tool E	BQE07032	Mini Embossing Tool X
BQE07015	Mini Embossing Tool F	BQE07033	Mini Embossing Tool Y
BQE07016	Mini Embossing Tool G	BQE07034	Mini Embossing Tool Z
BQE07017	Mini Embossing Tool H	BQE02100	Stopper Mini Spike

Unit: 25 pcs.

Spikes with Spike strip for Spikes with Groove and Backing for height adjustment




## Accessories for Spikes, Mini Spikes and Mini Embossing Tools

Order no.	Description	Dimensions (L × W × H)	Colour	Unit
BQE04100	Spike strip for Spikes with Groove, letter height 20 mm, self-adhesive	700 × 29 × 5.2 mm Plate thickness: 1.9 mm	Black	1 pc.
AQE00001	Backing for height adjustment for Spike Strip, self-adhesive	700 × 28 × 0.5 mm	Pink	25 pcs.
AQE00003	Backing for height adjustment for Spike Strip, self-adhesive	700 × 28 × 0.8 mm	Yellow	25 pcs.
AQE00002	Backing for height adjustment for Spike Strip, self-adhesive	700 × 28 × 1.0 mm	Green	25 pcs.
BQE02101	Spike Strip for Mini Spikes and Mini Embossing Tools, Non self-adhesive	1000 × 16.4 × 3.0 mm Plate thickness: 0.8 mm	Blue	1 pc.
AQE00011	Packing for height adjustment for Mini Spikes Spike Strip and Mini Embossing Tools, self-adhesive	700 × 16 × 0.5 mm	Pink	25 pcs.
AQE00013	Packing for height adjustment for Mini Spikes Spike Strip and Mini Embossing Tools, self-adhesive	700 × 16 × 0.8 mm	Yellow	25 pcs.
AQE00012	Packing for height adjustment for Mini Spikes Spike Strip and Mini Embossing Tools, self-adhesive	700 × 16 × 1.0 mm	Green	25 pcs.



## Accessories for Diemaking



## HS CITO FormLine

### Cutting rules and creasing rules for flatbed diecutters

The use of premium rules is a pre-requisite for achieving the best cutting results. CITO offers high-class cutting and creasing rules manufactured to meet the demands of modern diemakers.

They also meet the highest standards when cutting, creasing and perforating all kinds of different materials. All rules in the CITO product range are suitable for automatic bending machines.



## HS CITO Cutting Rules

THE universal cutting rule; excellent bending properties; suitable for 90 % of applications.

HS CITO cutting rules offer you excellent value for money. All cutting rules in the HS CITO series are equipped with a hardened edge for premium cutting and longer life expectancy. HS CITO cutting rules have outstanding bendability; due to the deep decarburization of the body there are no cracks during the bending process.


## HS CITO SuperBend

The well-balanced hardening technology can cope with even the smallest bending angle. The hardened edges allow excellent service life.

## HS CITO SwordCut

The precision-ground blade and maximum dimensional accuracy reduce the cutting pressure, prevent the formation of angel hairs and cutting dust.

## HS CITO Creasing Rules



### HS CITO MasterCrease Color Coded

Color Coded HS CITO MasterCrease Color Coded Creasing Rules facilitate the production and control of cutting dies. Creasing rule heights are clearly marked by a color code which allows the easiest of quality checks and avoids mistakes when inserting creasing rules into the plywood.

Excellent centricity and exact manufacturing technology for the highest demands on the perfect crease.

### Special Rules

ES CITO Specials are also available.



## CITO Centerline Reinforcement



For 12 mm wood thickness



For 15 mm wood thickness



For 18 mm wood thickness




Thanks to its special ribs, the new CITO Centerline Reinforcement can be fixed completely without screws

The resulting clamping forces hold the reinforcement in the die; the assembly time is reduced.


Nonetheless, appropriate notches are provided for users who prefer additional fixing by means of screws. The advantage: the centricity is higher, since it is significantly less affected by dimensional tolerances during laser cutting.

The specifically selected geometry of the screws supplied ensures that the Centerline Reinforcement is pressed extensively against the carrier plate. This prevents lateral deformation or displacement. A decisive advantage, especially when aligning the tools to the centerline, as here optimum register accuracy is crucial.


The advantages:

- Screwless assembly due to ribs
- Centreline marking for visual control
- Impact-resistant material
- Additional screwing possible (recommendation: HPT )

Order no.	Description	Colour	Unit
BLC00016	Centerline Reinforcement for 12 mm wood thickness incl. screws	Yellow	100 pcs.
BLC00017	Centerline Reinforcement for 15 mm wood thickness incl. screws	Yellow	100 pcs.
BLC00019	Centerline Reinforcement for 18 mm wood thickness incl. screws	Yellow	100 pcs.



CITO LOCK FIX MAGNET incl. NUT  
Ø 50 mm



CITO LOCK FIX MAGNET incl. NUT  
Ø 33 mm



## CITO LOCK FIX

### Fast and secure locking of the cutting die in the chase

Thanks to the CITO LOCK FIX System, consisting of a CITO LOCK FIX Magnet and a matching CITO LOCK FIX Nut, time-consuming screwing of the cutting die to the base plate of the locking chase is a thing of the past. The cutting die can be reliably, easily and quickly locked and released with a hexagon spanner. In this way, set-up time is reduced considerably.


CITO LOCK FIX is suitable for all cutting die sizes and machines and available in sizes 33 mm and 50 mm.

The advantages at a glance:

- Universal use for all diecutter formats
- Quick, reliable and easy clamping and releasing of the cutting die
- Acceleration of the set-up process

Description	Colour	Unit	Order no.
CITO LOCK FIX MAGNET incl. NUT Ø 50 mm   1.97 inches	Silver	4 pc.	BQF00001
CITO LOCK FIX NUT Ø 50 mm   1.97 inches	Yellow	250 pc.	BQF00002
CITO LOCK FIX MAGNET incl. NUT Ø 33 mm   1.3 inches	Silver	4 pc.	BQF00003
CITO LOCK FIX NUT Ø 33 mm   1.3 inches	Yellow	250 pc.	BQF00004





## Knock-in Nuts



Order no.	Description	Unit
BLC05100	Knock-in nut, without thread	100 pcs.
BLC05103	Knock-in nut with Tap M3	1000 pcs.
BLC05104	Knock-in nut with Tap M4	500 pcs.
BLC05105	Knock-in nut with Tap M5	300 pcs.
BLC05106	Knock-in nut with Tap M6	200 pcs.
BLC05108	Knock-in nut with Tap M8	100 pcs.
BLC05110	Knock-in nut with Tap M10	100 pcs.
BLC05112	Knock-in nut with Tap M12	50 pcs.

Material: steel zinc plated



## CITO Rule Puller

The CITO Rule Puller makes changing cutting, creasing and special rules (2-4 pt rules) simply child's play

- Simple and efficient handling
- The vertical pulling force enable rules to be pulled straight upwards without tilting
- The interchangeable clamping jaws allow you to pull rules even when they are positioned closely together
- Magnetic foot pins enable easy and flexible positioning of the CITO Rule Puller
- Suitable for both left-handed and right-handed users
- Suitable for 2-4 pt rules
- Replacement clamping jaws (wide and narrow) are available separately
- Narrow and wide clamping jaws are included in the kit



Order no.	Description	Unit
BQS00020	CITO Rule Puller	1 pc.
BQS00021	Jaws for CITO Rule Puller	2 pcs.
BQS00022	Jaws (narrow, for rule distances under 6 mm) for CITO Rule Puller	2 pcs.
BQS00023	Slider for clamping jaws for CITO Rule Puller	1 set
BQS00024	Pins for CITO Rule Puller	1 pc.



## Hammers


### Hammer SIMPLEX



### CITO PU Hammer Rotary



Description	Head	Material	Unit	Order no.
SIMPLEX Hammer, with Aluminium Insert	Ø 30 × 90 mm	Aluminium	1 pc.	BQS00001
Insert SIMPLEX Hammer	Ø 30 mm	Aluminium	1 pc.	BQS00009
PU Insert SIMPLEX Hammer	Ø 30 mm	Polyurethane		BQS00066
SIMPLEX Hammer, without Insert	Ø 40 × 115 mm	Aluminium	1 pc.	BQS00002
Insert SIMPLEX Hammer	Ø 40 mm	Aluminium	1 pc.	BQS00003
PU Insert for SIMPLEX Hammer	Ø 40 mm	Polyurethane	1 pc.	BQS00067
CITO PU Hammer Rotary	Ø 70 × 115 mm		1 pc.	BQS00063
Head for CITO PU Hammer Rotary	Ø 70 × 115 mm		1 pc.	BQS00062
CITO PU Hammer Flatbed	Ø 50 × 125 mm		1 pc.	BQS00065
Head for CITO PU Hammer Flatbed	Ø 50 × 125 mm		1 pc.	BQS00064
Rawhide Hammer	Ø 50 × 89 mm		1 pc.	BQS00034
Rawhide Hammer	Ø 63 × 102 mm		1 pc.	BQS00035
Hammer Aluminium with plastic handle	Ø 25 × 170 mm	Aluminium	1 pc.	BQS00012

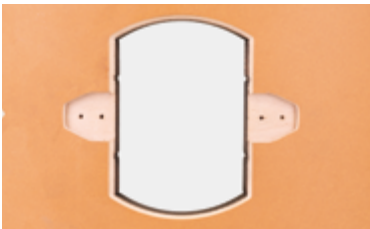


## CITO Handle for rotary half-shells

CITO Handles for rotary half-shells are used for easy transport and smooth handling of rotary dies.

Safe transport of the half-shells is guaranteed thanks to the fourfold screw-fixing.

By milling a pocket with a milled depth of 4.00 mm, the CITO Handle can be mounted without interfering with the diecutting process.



Order no.	Description	Total length	Unit
BLR01007	CITO Handle for rotary half-shells	170 mm	100 pcs.





Products and systems for  
offset and flexoprinting

# CITO PrintLine

## Overview PrintLine




### RSP Inline Finishing

RSP System 2.0  
RSP Easy  
RSP Accessories



### Offset Articles

Offset Rules  
Antimarking Solutions: PrintGuardPlus®, OrangeNets, Antimarking Plate  
Ink Duct Foil



### Flexographic Printing Articles

CITOCLYN Cleaner  
FDS – Mix Direct mixing stations  
CITOCLYN Pressure Sprayers  
CITOCLYN Accessories




### Envelope Feeder

SUPERFEEDER (offset printing)



## RSP Inline Finishing





## RSP System 2.0 Inline Finishing System

The economical and fast alternative to classic converting of your products. Creasing, diecutting, kisscutting and perforating inline: without an extra machine, without additional personnel or time-consuming processing.

Experienced applications engineers quickly and practically familiarise your employees with the RSP System 2.0.

The system is suitable for all kinds of different requirements, starting with simple perforations for reply cards, tear-off cards, coupons and vouchers to window cutting, cutting and kisscutting of adhesive labels, presentation folders and sophisticated mailings and creasing.

The advantages:

- Reusable and archivable grid sheet and direct flexible dies
- High quality due to optional register adjustment
- Fast change in the machine for consecutive print jobs
- Optimized makeready time of inline finishing jobs in the printing press
- In addition to the grid sheet, it is also possible to mount direct fit flexible dies on the base plate 2.0



RSP System 2.0 basic system

## The RSP System 2.0 contains the following components:

Basic system	
1 RSP Base Plate 2.0	2 reels self-adhesive CITO TAPE Patching Paper
1 RSP Grid Sheet	1 operating manual, booklet
4 RSP Protective Impression Cylinder Jackets***	1 system case
2 RSP Protective Impression Cyl. Jackets in strips	1 RSP protective impression cylinder jacket lifter
1 torque screwdriver TX20. 1.2 Nm	1 RSP safety sign
1 side cutters	1 RSP flexible die sample
1 pack of RSP supporting foam. 50 pcs.	1 RSP direct fit flexible die sample
1 pack of RSP perforating rules 16 tpi*, 6 m	1 RSP hinge unlocking tool
1 reel of adhesive tape	1 RSP torque wrench**
1 pair of safety gloves	

\* tpi = teeth per inch

\*\* incl. extension 250 mm and socket

\*\*\* 2 additional full-format jackets included with full format

Accessories can vary with some systems.

### Available for sheetfed offset presses of the following machine producers:

- Heidelberg
- KOMORI
- Koenig & Bauer
- manroland

Our RSP 2.0 Systems were developed for the respective manufacturers' standard machines. We would be happy to check if it is possible to offer you a custom-format solution for your machine.

Machine type	Printing unit	Coating unit
<b>Heidelberg</b>		
GTO 46	×	
GTO 52	×	
SM 52 / SX 52	×	x* / x**
MO	×	
SO 74 / SM 72 / SORM	×	
SM 74 / SX 74	×	×
CD 74 / XL 75 / CX 75	×	x**
CS 92 / CX 92	×	×
SM 102 / SX 102	×	×
CD 102 / CX 102	×	×
CX 104	×	×
XL 105 / XL 106	×	x**
XL 106 AutoPlate Coating		×
<b>KOMORI</b>		
Lithrone G40	×	×
Lithrone S40	×	
Lithrone 40	×	
<b>Koenig &amp; Bauer</b>		
(730 mm printing length)		
Rapida 105	×	×
Rapida 106	×	×
<b>manroland</b>		
700	×	


\* RSP System 2.0 also available for DryStarCoating

\*\* Special solutions for this coating unit

Further machine types available on request.



[www.cito.de/vid/rsp\\_2\\_0](http://www.cito.de/vid/rsp_2_0)




## RSP Easy Inline Finishing System

RSP Easy is the fast, economical and innovative system for inline finishing jobs. A flexible and easy solution is decisive to fulfil the steadily growing expectations of customers and thus be successful in the market.

RSP Easy is the most cost-effective and efficient solution for simple jobs, with which the maximum added value of the printing press is achieved. The system is ideally suitable for newcomers to inline finishing or customers with low runs and few printing jobs.

The advantages:

- Favourable initial price
- Easy mounting and dismounting
- Immediate start: no training necessary



RSP Easy basic set



Compile your individual  
RSP Easy:

[www.cito.de/rsp-easy-config](http://www.cito.de/rsp-easy-config)

## Basic set

### Basic set in the formats 35 × 50 cm and 50 × 70 cm

2 base blankets with millimetre graduation	1 packet of supporting foam. 50 pcs.
2 protective impression cylinder jackets	1 packet of RSP perforating rules 16 tpi*, 6 m
2 protective impression cylinder jackets in strips	1 reel of adhesive tape
1 system case	1 operating manual, booklet
1 pair of safety gloves	1 operating manual on DVD
1 side cutters	2 reels of self-adhesive CITO TAPE patching paper
1 RSP protective impression cylinder jacket lifter	

### Basic set in the format 70 × 100 cm

2 base blankets with millimetre graduation	1 packet of supporting foam. 50 pcs.
4 protective impression cylinder jackets	1 packet of RSP perforating rules 16 tpi*, 6 m
2 protective impression cylinder jackets in strips	1 reel of adhesive tape
1 system case	1 operating manual, booklet
1 pair of safety gloves	1 operating manual on DVD
1 side cutters	2 reels of self-adhesive CITO TAPE patching paper
1 RSP protective impression cylinder jacket lifter	

\* tpi = teeth per inch

Available for sheetfed offset printing presses of the following machine producers:

- Heidelberg
- KOMORI
- Koenig & Bauer
- manroland
- RYOBI
- Sakurai

Machine type	Printing unit	Coating unit	Machine type	Printing unit	Coating unit
<b>Heidelberg</b>			<b>KOMORI</b>		
QM 46	×		Enthron 29	×	
GTO 52	×		Lithrone G37	×	
SM 52 / SX 52	×	x*	Lithrone G40	×	
SM 72	×		Lithrone L40	×	
CD 74	×		Lithrone S40	×	
CS 92	×	×			
CX 92	×		<b>manroland</b>		
XL 75	×		300	×	
SORM	×		700	×	x**
SORS	×		<b>RYOBI</b>		
CD 102 / CX 102	×	×	RYOBI/RMGT 520	×	×
CX 104	×		RYOBI/RMGT 750	×	
SM 102 / SX 102	×	×	RYOBI/RMGT 920	×	
XL 105 / XL 106	×				
<b>Koenig &amp; Bauer</b>			<b>Sakurai</b>		
Rapida 74	×		Oliver 66 EZ	×	
Rapida 75	×	×	Oliver 266 EPZ	×	
Rapida 75 Pro	×		Oliver 466 SI/SIP	×	
Rapida 105	×		Oliver 566 SI/SIP	×	
Rapida 106	×		Oliver 666 SI/SIP	×	

\* only with DryStarCoating

\*\* only for coating units with Quick-Change

Further machine types available on request.



[www.cito.de/vid/rsp\\_easy](http://www.cito.de/vid/rsp_easy)



## Breathe easy! RSP Green Finishing

Environmental protection in no time! With RSP Inline Finishing Systems!

RSP Systems are tried and tested and are popular due to their time and economic benefits for the user: inline finishing in only one operation, without additional machines or personnel, at full machine speed and with top results.

Did you know that **RSP can also reduce CO<sub>2</sub> emissions significantly?**

We calculated this using a practical order: with a print run of 250,000 sheets, we save **500 kg of CO<sub>2</sub>** compared to off-line finishing. This corresponds to the **amount of carbon dioxide that 40 beech trees** can absorb per year! And this with a single order! Extrapolated for a year, a small forest of 480 trees can breathe! See for yourself, how much CO<sub>2</sub> you can save with RSP.

You want to achieve the highest quality when further processing, produce economically and at the same time be environmentally conscious? Then it's time for RSP Green Finishing.

For your customers and for our environment.



[www.cito.de/rsp-green-finishing](http://www.cito.de/rsp-green-finishing)



## RSP Base Plate 2.0

Depending on the machine type, the base plate makes it possible to use grid sheets, direct fit flexible dies and register flexible dies in the printing or coating unit.


This means that the die can be prepared outside the printing machine and can be clamped on the base plate, which is on the rubber blanket or coating cylinder. In the event of a job change the base plate can remain installed, only the tool is changed. The position of the tool in the printing unit can be changed via the base plate's register system. In most coating units the position can be corrected via the control station.

Order no.	Printing machines	Printing unit	Coating unit
<b>Heidelberg</b>			
ARL00003	Heidelberg GTO 46 K	×	
ARL00004	Heidelberg GTO 52 K	×	
ARL00009	Heidelberg SM / PM 52 K	×	×
ARL00010	Heidelberg SM 52		×
ARL00006	Heidelberg MO K	×	
ARL00015	Heidelberg SORM / SM 72 / SO 74	×	
ARL00013	Heidelberg SM / SX / PM 74 U	×	
ARL00011	Heidelberg SM / SX / PM 74 K	×	
ARL00012	Heidelberg SM / SX 74 U		×
ARL00020	Heidelberg CD 74 / CX 75 / XL 75 U	×	
ARL00001	Heidelberg CD 74 / CX 75 / XL 75 U		×
ARL00008	Heidelberg SM / SX / CD 102 / SORS U	×	
ARL00014	Heidelberg SM / CD 102 / SORS K	×	
ARL00007	Heidelberg SM / SX / CD / CX 102 / CS 92 U		×
ARL00022	Heidelberg CS 92 / CX 92 / CX 102 (from S/N 551102) / CX 104	×	
ARL00045	Heidelberg CX 92 / 104 for Grid Sheet		×
ARL00145	Heidelberg CX 92 / 104 for Register flexible die		×
ARL00018	Heidelberg XL 105 / 106	×	
ARL00019	Heidelberg XL 105 / 106		×
ARL00021	Heidelberg XL 105 / 106 (from S/N FS001316)	×	
ARL00043	Heidelberg XL 106 AutoPlate Coating		×

Unit: 1 pc.

Order no.	Printing machines	Printing unit	Coating unit
<b>Komori</b>			
ARL01005	Komori Lithrone / S / G 40 U	×	
ARL01008	Komori Lithrone G 40		×
ARL01010	Komori Lithrone 40 K	×	
<b>Koenig &amp; Bauer</b>			
ARL06001	Koenig & Bauer Rapida 105 / 106 DU 730 mm	×	
ARL06112	Koenig & Bauer 105/106 L 730 mm for Grid Sheet		×
ARL06113	Koenig & Bauer 105/106 L 730 mm for Register flexible die		×
<b>manroland</b>			
ARL02001	manroland 700	×	
ARL02006	manroland 700 special 77 mm	×	


Unit: 1 pc.



## RSP Easy Base Blanket

Packing for the tooling of the RSP inline finishing form with processing rules and/or flexible dies. Mounting of the RSP inline finishing form with positioning accuracy outside the press by the circumferentially reduced millimetre scale.

Only usable with RSP Easy!




Order no.	Printing machines
<b>Heidelberg</b>	
ARB00112	Heidelberg QM 46 DU
ARB00125	Heidelberg GTO 52 DK/DKP
ARB00113	Heidelberg SM 52 DK/DKP
ARB00111	Heidelberg SO 74 DK / SORM DK / SM 72 DK
ARB00136	Heidelberg CD 74 / XL 75 DU/DUP
ARB00119	Heidelberg SM 102 DK/DKP / SORS DK
ARB00117	Heidelberg SM 102 DU/DUP
ARB00104	Heidelberg SM 102 LU/LUP
ARB00131	Heidelberg CS 92 / CX 92 / CD 102 / CX 104 DU
ARB00104	Heidelberg CS 92 / CD 102 / CX 102 LU
ARB00134	Heidelberg XL 105 DU/DUP
<b>Komori</b>	
ARB01120	Komori Spica 29 DU/DUP
ARB01124	Komori Enthroner 29 DU
ARB01124	Komori Lithrone S29 DU
ARB01127	Komori Lithrone G37 DU
ARB01103	Komori Lithrone G40 DU
ARB01103	Komori Lithrone L40 DU
ARB01103	Komori Lithrone S40 DU
<b>Koenig &amp; Bauer</b>	
ARB06115	Koenig & Bauer Rapida 74 DU/DUP
ARB06103	Koenig & Bauer Rapida 75 DU/DUP
ARB06105	Koenig & Bauer Rapida 75 LU/LUP
ARB06107	Koenig & Bauer Rapida 105 DU
ARB06111	Koenig & Bauer Rapida 106 DU
ARB06112	Koenig & Bauer Rapida 106 DU 740 mm
<b>manroland</b>	
ARB02112	manroland 300 DU/DUP
ARB02101	manroland 700 DU/DUP
ARB02103	manroland 700 LU/LUP
<b>RYOBI/RMGT</b>	
ARB03101	RYOBI/RMGT 520 DU
ARB03105	RYOBI/RMGT 750 DU
ARB03113	RYOBI/RMGT 920 DU

Unit: 1 pc.





## RSP Protective Impression Cylinder Jackets



Protective impression cylinder jackets protect the impression cylinder of the printing press reliably during diecutting and perforating; easy handling due to self-adhesive attachment. RSP Protective Impression Cylinder Jackets are also available as small and handy strips, width 65 mm, for partial protection of the impression cylinder.

Order no.	Printing machines	Dimensions (L × W × H)	Perfactor	Format
<b>Heidelberg</b>				
ARG00031	Heidelberg QM 46	330 × 447 × 0.25 mm	without	full
ARG00011	Heidelberg GTO 46	452 × 312 × 0.25 mm	without	full
ARG00002	Heidelberg GTO 52	513 × 343 × 0.25 mm	without	full
ARG00013	Heidelberg GTO 52	513 × 343 × 0.25 mm	with	full
ARG00005	Heidelberg SM/PM 52	526 × 363 × 0.25 mm	without	full
ARG00015	Heidelberg SM/PM 52	526 × 363 × 0.25 mm	with	full
ARG00003	Heidelberg MO/SORK	650 × 474 × 0.25 mm	without	full
ARG00014	Heidelberg MO	650 × 474 × 0.25 mm	with	full
ARG00006	Heidelberg SM/PM 74	746 × 513 × 0.25 mm	without	full
ARG00016	Heidelberg SM/PM 74	746 × 513 × 0.25 mm	with	full
ARG00116	Heidelberg SM/PM 74**	746 × 513 × 0.25 mm	with	full
ARG00001	Heidelberg CD 74/XL 75	373 × 610 × 0.25 mm	without	half
ARG00026	Heidelberg CD 74/XL 75	746 × 610 × 0.25 mm	without	full
ARG00025	Heidelberg CD 74/XL 75	746 × 610 × 0.25 mm	with	full
ARG00125	Heidelberg CD 74/XL 75**	746 × 610 × 0.25 mm	with	full
ARG01004	Heidelberg SORM/SM 72/SO 74	726 × 513 × 0.25 mm	without	full
ARG00019	Heidelberg SO 74	726 × 513 × 0.25 mm	with	full
ARG00017	Heidelberg SM 102	513 × 703 × 0.25 mm	with	half
ARG00117	Heidelberg SM/SX 102**	513 × 703 × 0.25 mm	with	half
ARG00124	Heidelberg SM/SX 102**	1026 × 703 × 0.25 mm	with	full
ARG00009	Heidelberg CS/CX 92	513 × 703 × 0.25 mm	without	half
ARG00023	Heidelberg CS/CX 92	1026 × 703 × 0.25 mm	without	full
ARG00009	Heidelberg CD/CX/SM 102 / CX 104	513 × 703 × 0.25 mm	without	half
ARG00023	Heidelberg CD/CX/SM 102 / CX 104	1026 × 703 × 0.25 mm	without	full
ARG00024	Heidelberg SM 102	1026 × 703 × 0.25 mm	with	full

Unit: 1 pc.

\*\* PerfectGlue

Order no.	Printing machines	Dimensions (L × W × H)	Perfector	Format
<b>Heidelberg</b>				
ARG00022	Heidelberg XL 105/106	528 × 739 × 0.25 mm	without	half
ARG00030	Heidelberg XL 105/106	528 × 739 × 0.25 mm	with	half
ARG06007	Heidelberg XL 105/106**	528 × 739 × 0.25 mm	with	half
ARG00027	Heidelberg XL 105/106	1056 × 739 × 0.25 mm	without	full
ARG00028	Heidelberg XL 105/106	1056 × 739 × 0.25 mm	with	full
ARG06006	Heidelberg XL 105/106**	1056 × 739 × 0.25 mm	with	full
<b>Komori</b>				
ARG01004	Komori Lithrone 28	726 × 513 × 0.25 mm	without	full
ARG00019	Komori Lithrone 28	726 × 513 × 0.25 mm	with	full
ARG00006	Komori Lithrone S 29	746 × 513 × 0.25 mm	without	full
ARG06001	Komori Lithrone SX 29	585 × 740 × 0.25 mm	without	full
ARG00023	Komori Lithrone 40	1026 × 703 × 0.25 mm	without	full
ARG00009	Komori Lithrone 40	513 × 703 × 0.25 mm	without	half
ARG00032	Komori Lithrone G40	1026 × 730 × 0.25 mm	without	full
ARG00006	Komori Enthroner 29	746 × 513 × 0.25 mm	without	full
ARG01004	Komori Sprint 28	726 × 513 × 0.25 mm	without	full
ARG00006	Komori Spica 29	746 × 513 × 0.25 mm	without	full
ARG00016	Komori Spica 29	746 × 513 × 0.25 mm	with	full
<b>Koenig &amp; Bauer</b>				
ARG01004	Koenig & Bauer Rapida 74	726 × 513 × 0.25 mm	without	full
ARG00019	Koenig & Bauer Rapida 74	726 × 513 × 0.25 mm	with	full
ARG06001	Koenig & Bauer Rapida 75	585 × 740 × 0.25 mm	without	full
ARG00009	Koenig & Bauer Rapida 105	513 × 703 × 0.25 mm	without	half
ARG06003	Koenig & Bauer Rapida 105	515 × 720 × 0.25 mm	without	half
ARG00023	Koenig & Bauer Rapida 105	1026 × 703 × 0.25 mm	without	full
ARG00027	Koenig & Bauer Rapida 106	1056 × 739 × 0.25 mm	without	full
ARG00022	Koenig & Bauer Rapida 106	528 × 739 × 0.25 mm	without	half
ARG06006	Koenig & Bauer Rapida 105/106**	1056 × 739 × 0.25 mm	with	full
ARG06007	Koenig & Bauer Rapida 105/106**	528 × 739 × 0.25 mm	with	half
<b>Manroland</b>				
ARG00023	manroland 700	1026 × 703 × 0.25 mm	without	full
ARG02001	manroland 700	522 × 732 × 0.25 mm	without	half
ARG06001	manroland 500	585 × 740 × 0.25 mm	without	full
ARG06002	manroland 500	585 × 740 × 0.25 mm	with	full
<b>RYOBI/RMGT</b>				
ARG03101	RYOBI/RMGT 520 DU	520 × 370 × 0.25 mm	without	full
ARG03105	RYOBI/RMGT 750 DU	586 × 750 × 0.25 mm	without	full
ARG03113	RYOBI/RMGT 920 DU	915 × 620 × 0.25 mm	without	full
<b>Sakurai</b>				
ARG07101	Sakurai Oliver 66	650 × 460 × 0.25 mm	without	full

Unit: 1 pc.

\*\* PerfectGlue

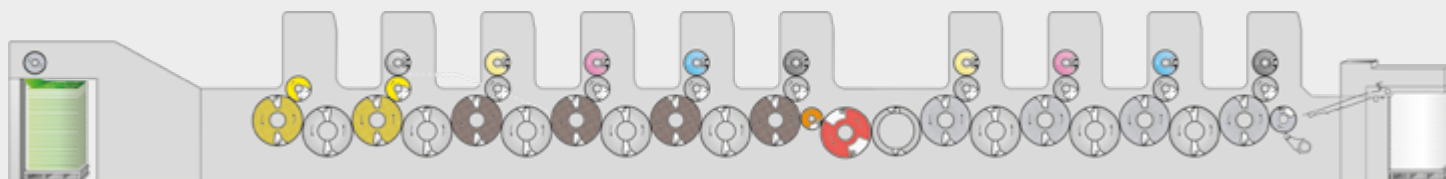
## RSP Protective Impression Cylinder Strips

The RSP protective impression cylinder jacket is also available as a product in small and handy strips for partial protection of your protective impression cylinder.

Order no.	Version	Dimensions (L × W × H)	Contents
ARG99003	513 × 65 × 0.25 mm	without perfector	25 pcs.
ARG99004	513 × 65 × 0.25 mm	with perfector	25 pcs.
ARG99104	513 × 65 × 0.25 mm	with perfector**	25 pcs.
ARG99001	703 × 65 × 0.25 mm	without perfector	25 pcs.
ARG99002	703 × 65 × 0.25 mm	with perfector	25 pcs.
ARG99102	703 × 65 × 0.25 mm	with perfector**	25 pcs.
ARG99005	1050 × 65 × 0.25 mm	without perfector	25 pcs.
ARG99006	1050 × 65 × 0.25 mm	with perfector	25 pcs.
ARG99060	1050 × 65 × 0.25 mm	with perfector**	25 pcs.

Unit: 1 packet

\*\* PerfectGlue



## Ink-repellent RSP Protective Impression Cylinder Jackets

Ink-repellent protective cylinder jackets for perfector presses of Heidelberg and Koenig & Bauer.

Combined with Mark 3 jackets or PerfectJacket of Heidelberg Druckmaschinen AG or silicone jackets of Koenig & Bauer AG, the ink-repellent RSP Protective Impression Cylinder Jackets with Topcoat coating (easy-to-clean effect) are the ideal solution for even more diverse possibilities of print finishing on the perfecting press.

The advantages:

- Enormous cost savings due to reduced downtimes
- Significant improvement in your product quality for perforating in fresh ink
- Large time savings, as no cleaning is necessary
- Extremely ink-repellent surface
- Perfect for extremely large runs with millions of copies

The additional bonus: PerfectGlue is also available for the ink-repelling protective impression cylinder jackets. For maximum flexibility and top printing results.

Order no.	Printing machines	Dimensions (L × W × H)	Unit
<b>Heidelberg</b>			
ARG80024	Heidelberg XL 105/XL 106 for Mark 3	739 × 528 × 0.25 mm	1 pc.
ARG80004	Heidelberg XL 105/XL 106 for Mark 3	1056 × 739 × 0.25 mm	1 pc.
ARG80008	Heidelberg XL 105/XL 106 for PerfectJackets	1056 × 739 × 0.25 mm	1 pc.
ARG80005	Heidelberg SM/SX 102 for Mark 3	1026 × 703 × 0.25 mm	1 pc.
ARG80006	Heidelberg SM/CD/SX 74/XL 75 for Mark 3	746 × 513 × 0.25 mm	1 pc.
<b>Koenig &amp; Bauer</b>			
ARG80008	Koenig & Bauer Rapida 105/106 for silicon jackets	1056 × 739 × 0.25 mm	1 pc.



## RSP Flexible Dies


Offset flexible dies for creasing, diecutting, kisscutting and perforating: height-adjusted and especially matched to the use of RSP, ideal for large runs and challenging applications such as figures or round forms.

RSP flexible dies for offset printing are laminated with a specially developed adhesive film. The flexible dies adhere securely and reliably on the grid sheets and base blankets; they can be removed residue-free.

The flexible dies are available in different varieties: RSP Direct Fit Flexible Dies, RSP Flexible Die Strips, RSP Direct Fit Flexible Dies, RSP Register Flexible Dies with rail or Magnetic Flexible Dies. With RSP Flexible Dies there are no limits to inline finishing in the offset printing press.

Flexible dies are also ideally suitable for diecutting inMould labels with the RSP System 2.0.

Die Stanzbleche sind in verschiedenen Versionen erhältlich:



## RSP Flexible Dies

RSP flexible dies for offset printing and gluing on to the RSP grid sheet, ideal for simple and small forms.

RSP flexible dies are laminated with a specially developed adhesive film. The flexible dies adhere securely and reliably on the grid sheets and base blankets; they can be removed residue-free.



## RSP Direct Fit Flexible Dies


Direct fit flexible dies for direct fixing on the RSP base plate 2.0. They ensure maximum possible accuracy through register adjustment in each direction by up to 1.5 mm. Ideal for demanding jobs with larger formats.



## RSP Register Flexible Die


Register flexible dies for direct mounting in the coating unit of the printing press, especially matched to the RSP System 2.0 packing sheet set.

Register flexible dies provide convincingly easy handling in the coating unit with assured accuracy of fit – the solution for complicated and demanding jobs.



## RSP Flexible Dies rail-mounted

For direct mounting in the printing or coating unit of your sheet-fed offset press. For machine types without an RSP solution.



## Magnetic Flexible Dies

CITO magnetic flexible dies for creasing, cutting, kiss cutting and perforating with height adjustment and female flexible dies.


Available for your rotary diecutter, such as Bograma BSR 550, Horizon RD-4055 DM, Horizon RD-3346 or Montex. Other types on request.

Order no.	Description
BRK00001	RSP Flexible Die
BRK00001	RSP Direct Fit Flexible Die
BRK00001	RSP Register Flexible Die
BRK00001	RSP Flexible Die, rail mounted
BRK00001	Magnetic Flexible Dies
BRK00002	Impression dies BSR 550

Further types of flexible die available on request.

To process your order, please send a vectored PDF file of the diecutting layout to [stanzbleche@cito.de](mailto:stanzbleche@cito.de).

Our specialized staff will then send you a proposal tailored to your specific requirements and an order confirmation.



## RSP Flexible Die Strips

### Creasing, diecutting and perforating

The advantages:

- Long life for large runs due to excellent material hardness
- Easy and precise gluing thanks to mitre cut on both sides
- Exact attachment due to minimum centricity tolerances
- Optimum adhesion thanks to special residue-free removable adhesive tape



## RSP Flexible Die Perforating Strips

Order no.	Description	Cut : pitch	Length
BRK01001	RSP Flexible Die Perforating Strips 8 tpi	2.4 : 0.8 mm	700 mm
BRK01002	RSP Flexible Die Perforating Strips 12 tpi	1.4 : 0.8 mm	700 mm
BRK01003	RSP Flexible Die Perforating Strips 16 tpi	0.8 : 0.8 mm	700 mm

Unit: 5 pc.

tpi = teeth per inch

## RSP Flexible Die Creasing Strips


Order no.	Description	Application	Length
BRK01006	RSP Flexible Die Creasing Strips R1	only creasing	700 mm
BRK01007	RSP Flexible Die Creasing Strips R2	for combined forms	700 mm

Unit: 5 pc.

## RSP Flexible Die Cutting Strips

Order no.	Description	Length
BRK01008	RSP Flexible Die Cutting Strips	700 mm

Unit: 5 pc.



## RSP Creasing Rules

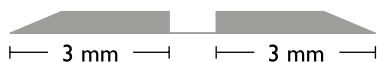
Offset creasing matrices are ideally suitable for top quality creases. They can be supplied as Standard or Off-Center versions.

Various dimensions are available for different printing substrates.

RSP Offset Creasing Matrix is also perfect for use on rotary diecutters.



Standard



Off-center



Order no.	Dimensions (H × W × L)	Contents	Unit
<b>Standard ORS</b>			
ARE02001	0.2 × 0.8 × 700 mm	30 pcs.	1 packet
ARE02002	0.2 × 1.0 × 700 mm	30 pcs.	1 packet
ARE02003	0.2 × 1.2 × 700 mm	30 pcs.	1 packet
ARE02004	0.2 × 1.3 × 700 mm	30 pcs.	1 packet
ARE03002	0.3 × 0.7 × 700 mm	30 pcs.	1 packet
ARE03003	0.3 × 0.8 × 700 mm	30 pcs.	1 packet
ARE03004	0.3 × 1.0 × 700 mm	30 pcs.	1 packet
ARE03006	0.3 × 1.2 × 700 mm	30 pcs.	1 packet
ARE03007	0.3 × 1.3 × 700 mm	30 pcs.	1 packet
ARE04007	0.4 × 1.3 × 700 mm	30 pcs.	1 packet
ARE05007	0.5 × 1.3 × 700 mm	30 pcs.	1 packet

<b>Off-center OCC</b>			
ARD03002	0.3 × 1.0 × 700 mm	30 pcs.	1 packet
ARE03005	0.3 × 1.1 × 700 mm	30 pcs.	1 packet
ARD03003	0.3 × 1.2 × 700 mm	30 pcs.	1 packet
ARD03004	0.3 × 1.3 × 700 mm	30 pcs.	1 packet

Other sizes available on request.

## RSP Multipack ORS



Order no.	Dimensions (H × W)	Contents	Unit
ARU02001	0.2 × 1.0 / 0.2 × 1.2 / 0.3 × 1.0 / 0.3 × 1.2 mm	40 pcs.	1 packet



## RSP Creasing Rubbers & Plates

The advantages:

- Especially developed for use with RSP
- Top quality embossing of creasing
- Fast and easy assembly
- Different versions and styles available

### RSP Creasing Rubbers

Creasing rubbers are the optimum complement to the RSP Offset Creasing Matrix.

RSP Creasing Rubbers can be placed on the impression cylinder easily and quickly. Positioning corrections are therefore easier to make. They are ideally suitable for multiple creasing, as the distance between the creases can be freely selected.

Available as a plate or strip.

The 0.60 mm RSP Creasing Rubber ensures a very good creasing result, especially for higher grammages or for creased products without cutting and perforation in the printing machine.

Order no.	Description	Dimensions	Colour	Unit
ARN00001	RSP Creasing Rubber plate	700 × 1000 × 0.46 mm	Yellow	1 plate
ARN01001	RSP Creasing Rubber strips	700 × 25 × 700 mm	Yellow	10 strips
ARN00002	RSP Creasing Rubber plate	700 × 1000 × 0.60 mm	Brown	1 plate
ARN01002	RSP Creasing Rubber strips	700 × 25 × 0.60 mm	Brown	10 strips

### RSP Creasing Plates

Creasing plates are suitable for more complex creases. Whenever several creases meet, the creasing plate can be easily glued onto the impression cylinder as a plate. Thus, for example, SOS block bottom bags are simple to produce.

Order no.	Description	Dimensions	Unit
ARN02000	RSP Creasing Plate	700 × 1000 × 0.60* mm	1 plate

\* Please pay attention to the clearance between the cylinders of your printing press.






## RSP Supporting Foam

For balance and transport of the print sheet (with direction). It is applied in the trim area of the sheet in order to safeguard the stability of the sheet transfer; self-adhesive.

Order no.	Description	Dimensions (L × W × H)	Contents
ARH00004	RSP Supporting Foam OSF 2 mm	700 × 3 × 2 mm	50 strips
ARH00014	RSP Supporting Foam OSF 1 mm	700 × 3 × 1 mm	50 strips



## RSP Processing Rules

Processing Rules for creasing, diecutting, kisscutting and perforating – height-adjusted and especially developed for and matched to use with RSP.

### Precise and efficient

Thanks to state-of-the-art production technology, the Processing Rules achieve convincing precision and quality. Cuts, creases and perforations are executed exactly – for faultless further processing of the printing products.

The Processing Rules are made of corrosion-resistant stainless steel. They are therefore also suitable for larger runs and the mounted grid sheets can be used more frequently. Due to the optimum adhesive power, once they are set up, the grid sheets can be used longer. Their stability makes handling easy. A particular advantage of the RSP Perforating Rules: their precision perforation teeth. As a result, less dust forms during the production process.


### Flexible

The Processing Rules can be used for diverse applications and are suitable for all kinds of requirements, whether the form of perforation or specific creasing for different materials.

The advantages:

- Especially developed for use with RSP
- Lower costs due to larger runs
- Greater efficiency due to more frequent use of the grid sheets
- Longer life for grid sheets due to optimum adhesive power
- Greater stability in handling
- Faultless further processing thanks to maximum accuracy and quality
- Can be used flexibly for all kinds of requirements and materials


RSP Processing Rules – Quality made in Germany



## RSP Perforating Rules


Order no.	Description	Cut : Nick ratio	Contents	Unit
BRF00011	Perforating Rule 4 tpi	6.0 : 0.7	6 m	1 packet
BRF00001	Perforating Rule 8 tpi	2.4 : 0.8	6 m	1 packet
BRF00002	Perforating Rule 12 tpi	1.4 : 0.8	6 m	1 packet
BRF00003	Perforating Rule 16 tpi	0.8 : 0.8	6 m	1 packet
BRF00010	Perforating Rule 18 tpi	0.7 : 0.7	6 m	1 packet
BRF00004	Perforating Rule 35 tpi	0.3 : 0.4	6 m	1 packet
BRF00005	Perforating Rule 50 tpi	0.2 : 0.3	6 m	1 packet

tpi = teeth per inch



## RSP Cutting Rule

Order no.	Description	Field of application	Contents	Unit
BRF00008	Cutting Rule	only cutting	6 m	1 packet




## RSP Creasing Rules

Creasing rule specially matched to the use of RSP components with different heights. The R1 creasing rule is used for only creasing, because it is the same height as a cutting or perforation rule.

However, in the case of a multiple use with creasing and/or cutting or perforating, the R2 creasing rule has to be used because this has a lower overall height.

Order no.	Description	Field of application	Contents	Unit
BRF00006	Creasing Rule/R1	only creasing	6 m	1 packet
BRF00007	Creasing Rule/R2	for combined forms	6 m	1 packet

Custom-made products on request.



## RSP Grid Sheets



Grid sheets for register-true pre-makeready of the RSP forms outside of the printing press, adapted for the respective cylinder diameter; with reduced millimetre scale for archiving the form and for fast job changing or large runs.

Can only be used with the RSP System 2.0.

Order no.	RSP Grid Sheets for	Printing unit	Coating unit
<b>Heidelberg</b>			
ARC00004	Heidelberg GTO 46	×	
ARC00005	Heidelberg GTO 52	×	
ARC00008	Heidelberg SM / PM 52	×	
ARC00009	Heidelberg SM 52		×
ARC00040	Heidelberg SM 52 Coating unit Dry Star		×
ARC00006	Heidelberg MO / SORK	×	
ARC00012	Heidelberg SORM / SM 72 / SO 74	×	
ARC00010	Heidelberg SM / SX / PM 74	×	
ARC00011	Heidelberg SM / SX 74		×
ARC00002	Heidelberg CD 74 / XL 75	×	
ARC00003	Heidelberg CD 74 / XL 75		×
ARC00007	Heidelberg SM / SX 102 / SORS	×	
ARC00001	Heidelberg CS 92 / SM / SX 102		×
ARC00001	Heidelberg CD / CX 102	×	×
ARC00022	Heidelberg CS 92 / CX 92 / CX 102 (from S/N 551102) / CX 104	×	
ARC00045	Heidelberg CX 92 / CX 104		×
ARC00015	Heidelberg XL 105 / 106	×	
ARC00017	Heidelberg XL 105 / 106		×
ARC00021	Heidelberg XL 105 / 106 (from S/N FS001316)	×	
ARC00043	Heidelberg XL 106 AutoPlate Coating		×
<b>Koenig &amp; Bauer</b>			
ARC06001	Koenig & Bauer Rapida 105 / 106 DU 730 mm	×	
ARC06112	Koenig & Bauer Rapida 105 / 106 L 730 mm		×
ARC06113	Koenig & Bauer Rapida 105 / 106 L 740 mm		×
<b>Komori</b>			
ARC01003	Komori L28 DK / DU	×	
ARC01008	Komori Lithrone G40		×
ARC01005	Komori Lithrone (S)40	×	
ARC01004	Komori Lithrone 40	×	
ARC01006	Komori S26	×	
<b>manroland</b>			
ARC02003	manroland 700	×	
ARC02006	manroland 700 special 77 mm	×	

Unit: 1 pc.

## RSP Accessories


RSP hinge unlocking tool



RSP Manual Nick Grinder



RSP mounting tool



Removal aid



RSP Protective Jackets Lifter



For safe and comfortable work with RSP.

Order no.	Description	Unit
ARH00045	RSP hinge unlocking tool	1 pc.
BRH00041	Torque screwdriver TX 20, 1.2 Nm	1 pc.
BRH00045	Torque wrench set**, extension 250 mm & 17 mm socket	1 pc.
BRH00008	Adhesive tape for securing, 12 mm × 66 m, for RSP 2.0 application	1 reel
BRH00062	Adhesive tape for securing, 12 mm × 66 m, for RSP Easy application	1 reel
BRH00166	SK4.2 tape for HD PerfectJacket and KBA silicon jackets red, 12 mm × 66 m	1 reel
BRH00040	Side cutter	1 pc.
ARH00007	Removal aid for protective impression cylinder jacket	1 pc.
BRH00020	Safety gloves	1 pair
BDC00001	S 80 scissors	1 pc.
BDC00002	S 80 replacement blade	1 pc.
BJC01018	CITO TAPE blue, 0.03 mm, 40 m × 6.0 mm	3 reels
BJC01019	CITO TAPE red, 0.05 mm, 30 m × 6.0 mm	3 reels
BRH00017	RSP Manual Nick Grinder with recharge. battery and special adapter for diamond grinding discs 35 × 7 mm	1 pc.
BRH00018	Special adapter for grinding discs	1 pc.
BID37001	Diamond grinding disc 0.3 mm	1 pc.
BID37002	Diamond grinding disc 0.4 mm	1 pc.
BID37003	Diamond grinding disc 0.5 mm	1 pc.
BRH00015	RSP mounting tool	1 pc.
BRH00032	RSP Adhesive Tape for fixing the flexible dies onto the RSP grid sheet or with the RSP Easy base blanket, 520 mm × 10 m	1 reel
BRH00033	RSP Protective Jackets Lifter	1 pc.
BRH00038	RSP Flexible Die Strip Scissors	1 pc.

\* only when using the RSP system

\*\* to tighten base plate or base blanket



## Offset Articles



## Offset Rules



The classic way of perforating, cutting and creasing in offset printing. Can be stuck to the impression cylinder to work against the protective blanket. Perfect offset rules are the alternative for small jobs, available for paper and card.

We have improved the adhesive tape on offset strips for your application. The new tape offers better adhesion on a variety of cylinder surfaces plus residue-free removal. This means the offset strips give better production reliability and require less cleaning.

Fields of application:

- **Paper**  
For offset papers up to approx. 110 g/m<sup>2</sup>
- **Card**  
For offset papers up to approx. 180 g/m<sup>2</sup> depending on the paper quality, up to approx. 200 g/m<sup>2</sup>
- **Microperf**  
For continuous forms, laser prints and all fine-fibre perforations

- **Center:** Teeth in middle
- **Side:** Teeth on sides

Description	Order no.	Order no.	Unit
<b>Score Rules</b>	<b>Side</b>	<b>Center</b>	
Score Card	BTB02001	BTA02001	1 packet
Score Paper	BTB02002	BTA02002	1 packet
<b>Slit Rules</b>	<b>Side</b>	<b>Center</b>	
Slit Card		BTA03001	1 packet
Slit Paper	BTB03002	BTA03002	1 packet
<b>Perf Rules</b>	<b>Side</b>	<b>Center</b>	
Perf 16 tpi Card	BTB00001	BTA00001	1 packet
Perf 12 tpi Card	BTB00002	BTA00002	1 packet
Perf 8 tpi Card	BTB00003	BTA00003	1 packet
Perf 6 tpi Card	BTB00004	BTA00004	1 packet
Perf 16 tpi Paper	BTB00005	BTA00005	1 packet
Perf 12 tpi Paper	BTB00006	BTA00006	1 packet
Perf 8 tpi Paper	BTB00007	BTA00007	1 packet
Perf 6 tpi Paper	BTB00008	BTA00008	1 packet
<b>Microperf Rules</b>	<b>Side</b>	<b>Center</b>	
Microperf 30 tpi Paper	BTB00009	BTA01001	1 packet
Microperf 40 tpi Paper	BTB00010	BTA01002	1 packet
Microperf 50 tpi Paper	BTB00011	BTA01003	1 packet

tpi = teeth per inch

Content of reel: 20 ft/6.10 m



## Antimarking solutions for transfer and delivery cylinders

### PrintGuardPlus®

PrintGuardPlus® is an antimarking jacket with a special, colour-resistant coating and elastic, compressible reverse side. Available for all common Heidelberg printing presses. These antimarking jackets have been made to a very high level of manufacturing standards, thus greatly prolonging their lifespan.

The advantages:

- Constantly high printing quality:  
the special colour resistant silicon coating offers optimum antimarking properties.
- Longer lifespan:  
the unique elastic and compressible reverse side avoids dents in the PrintGuardPlus® antimarking jacket from harmful materials.
- Increased productivity:  
the quick, safe and easy selfinstallation noticeably reduces the machine downtime.



Order no.	For use on Heidelberg ...	Cylinder	Unit
BVA00002	GTO 52	Transfer cylinder	1 pc.
BVA00009	SM 52	Transfer cylinder	1 pc.
BVA00008	SM 52	Delivery cylinder*	1 pc.
BVA00032	SM 52	Transfer cylinder**	1 pc.
BVA00010	SM 72	Transfer cylinder	1 pc.
BVA00012	SM 74 / SX 74	Transfer cylinder	1 pc.
BVA00011	SM 74 / SX 74	Delivery cylinder*	1 pc.
BVA00022	SX 74	Transfer cylinder**	1 pc.
BVA00005	SM 102 (< 1995)	Transfer cylinder	1 pc.
BVA00006	SM 102 (> 1995)	Transfer cylinder	1 pc.
BVB00005	SM 102 (705 mm)	Delivery cylinder	1 pc.
BVA00035	SX 102	Delivery cylinder	1 pc.

\* with deep-pile delivery section \*\* with printing substrate extension / adjustable T1 cylinder



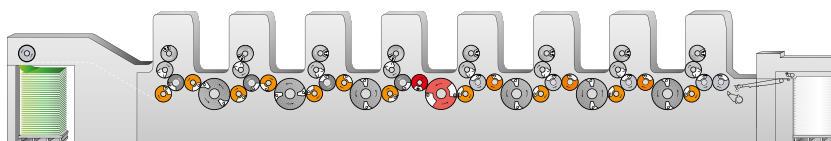
## PrintGuardPlus® Sheets

PrintGuardPlus® Sheets are self-adhesive or non self-adhesive and also available for printing presses from other manufacturers.

Order no.	Description	Dimensions	Unit
AVB99037	PrintGuardPlus® Sheet F300S	1054 × 750 mm	1 pc.
AVB99034	PrintGuardPlus® Sheet F110S sk*	1054 × 750 mm	1 pc.
AVB99038	PrintGuardPlus® Sheet F300S	750 × 527 mm	1 pc.
AVB99035	PrintGuardPlus® Sheet F110S sk*	750 × 527 mm	1 pc.
AVB99036	PrintGuardPlus® Sheet F110S sk*	527 × 375 mm	1 pc.

\* self-adhesive


Other formats on request.



## OrangeNets antimarking nets

OrangeNets are antimarking nets for use on base liners of different manufacturers.

Order no.	Description	Unit
BVC99001	OrangeNet Wavy 74	6 pcs.
BVC99002	OrangeNet Wavy 102	6 pcs.



## Antimarking solutions for plate and blanket cylinders



### CITO Antimarking Plate

The long-running economical success in the coating tower and the coating unit.

If you print without using the coating tower or coating unit of your offset printing press, then you are sure to be familiar with the challenge of getting the printed sheet through the coating unit without markings. The CITO Antimarking Plate is used instead of the blanket mat in the coating tower of the Koenig & Bauer Rapida 105/106 or instead of a coating plate in Heidelberg printing machines and prevents markings in the printed image and ink build-up on the coating plate cylinder.

The advantages:

- No marks in the printing process due to ink-repellent surface
- Long service life due to stable and flexible structuring
- Proven and well-known handling by similar structure as a coating plate
- Huge savings compared to alternative products

Order no.	Description	Dimensions	Unit
AVB99100	CITO Antimarking Plate Koenig & Bauer Rapida 105/106 Coater 730 mm	796 × 1060 mm	1 pc.
AVB99101	CITO Antimarking Plate Koenig & Bauer Rapida 105/106 Coater 740 mm	800 × 1060 mm	1 pc.
AVB99102	CITO Antimarking Plate Koenig & Bauer Rapida 105/106 Coater 770 mm	830 × 1060 mm	1 pc.
AVB99106	CITO Antimarking Plate Koenig & Bauer Rapida 106 RDC + CutPRO X 106	1050 × 770 mm	1 pc.
AVB99124	CITO Antimarking Plate Koenig & Bauer Rapida 145 Coater 1050 mm	1180 × 1460 mm	1 pc.

Order no.	Description	Dimensions	Unit
AVB99133	CITO Antimarking Plate Heidelberg CX 104 Coating unit	1030 × 780 mm	1 pc.



## Ink Duct Foils



Precisely produced and stable ink duct foils for CPC ink ducts and CPC colour measuring systems for Heidelberg print presses.

Precisely produced ink duct foils with exact folding ensure fast and uniform application in the ink duct of your printing press. Due to the high stability, the biaxially-orientated foil ensures reliable and uniform ink transport without showing any colour fluctuations or sealing prematurely.



Order no.	For use on Heidelberg ...	Dimensions	Unit
<b>190 µm for standard printing inks</b>			
BUA00007	Heidelberg SM 52 / XS 52 / Printmaster PM 52 *	545 × 197 mm	100 pcs.
BUA00002	Heidelberg GTO 52 / Printmaster GTO 52	547 × 200 mm	100 pcs.
BUA00018	Heidelberg SX 74 *	774 × 197 mm	100 pcs.
BUA00009	Heidelberg SM 74 / CD 74 / CX 75 / XL 75 *	775 × 229 mm	100 pcs.
BUA00019	Heidelberg CS 92 / CX 92 *	937 × 229 mm	100 pcs.
BUA00005	Heidelberg SM 102	1067 × 232 mm	100 pcs.
BUA00006	Heidelberg CD 102 / CX 102 / CX 104 / XL 105 / XL 106 *	1067 × 229 mm	100 pcs.
<b>250 µm for UV printing inks</b>			
BUA00012	Heidelberg SM 74 / CD 74 / CX 75 / XL 75 *	775 × 229 mm	100 pcs.
BUA00014	Heidelberg CD 102 / CX 102 / CX 104 / XL 105 / XL 106 *	1067 × 229 mm	100 pcs.


\* sloped version



### Click & Go! PrintLine product finder

Find out easily and conveniently with a click, which products CITO offers for a specific printing press!



[www.cito.de/pf/](http://www.cito.de/pf/)



## Flexographic Printing Articles



## Flexographic printing cleaner CITOCLYN



Specially developed for fast and thorough cleaning of printing plates and anilox rollers.

### CITOCLYN Uni Plus

– cleaner (alkaline) with particularly strong cleaning effect, not subject to mandatory hazard labelling under CLP

### CITOCLYN Uni Eco

– cleaner (mildly alkaline) not subject to mandatory hazard labelling under CLP

### CITOCLYN Base

– economical cleaner for daily cleaning

### CITOCLYN Man

– for manual cleaning

### CITOCLYN Anilox

– for anilox roller cleaning

### CITOCLYN Calyex

– for removing calcium and magnesium residues

### CITOCLYN UV

– for printing plate and anilox rollers in UV printing

#### Storage instructions

- Protect from frost, heat and direct sunlight
- Store at room temperature in the original container
- 12 month shelf life

Application matrix	Printing plate		Anilox roller		
	automatic cleaning	manual cleaning	automatic cleaning	manual cleaning	external cleaning
CITOCLYN Uni Plus	💧	💧	💧	💧	💧 <sup>1</sup>
CITOCLYN Uni Eco	💧	💧	💧	💧	
CITOCLYN Base	💧	💧	💧	💧	
CITOCLYN Man		💧		💧	
CITOCLYN Anilox				💧	💧
CITOCLYN Calyex				💧	
CITOCLYN UV		💧	💧	💧	

💧 Aqueous cleaning    💧 Water-free cleaner

<sup>1</sup> Ultrasound cleaning

## CITOCLYN Uni Plus



CITOCLYN Uni Plus

CITOCLYN Uni Plus is a fast-acting and intensive washing product for manual and automatic printing plate cleaning, machine cleaning as well as for parts washing systems.

CITOCLYN Uni Plus is also suitable for daily cleaning of anilox rollers and printing plates in flexographic printing machines, even for difficult to clean printing inks. The screens are kept clean so that a uniform ink density is achieved.

Due to the alkaline pH value of the concentrate, and the fact that it is not subject to mandatory hazard labelling under CLP, it has a particularly strong cleaning effect and a low hazard potential for users.

- Not subject to mandatory hazard labelling under CLP
- Low foam formation
- Residue-free cleaning
- Recommended dilution with water 1:5 up to 1:10
- Maximum temperature for automatic washing systems 50 °C
- Certified as safe for the cleaning of printing plates and anilox rollers for the printing of food packaging (food contact materials)
  - ✓ Conform with sections 3 and 17 of EC No. 1935/2004 for food contact materials
  - ✓ Production reliability combined with product safety

Order no.	Description	Unit (Litre)
BMC06000	CITOCLYN Uni Plus	1000
BMC06001	CITOCLYN Uni Plus	1*
BMC06020	CITOCLYN Uni Plus	20
BMC06200	CITOCLYN Uni Plus	200
BMC06600	CITOCLYN Uni Plus	600

\* 1 Litre container for test purposes only

### CITOCLYN Uni Plus

- Not subject to mandatory hazard labelling under CLP
- Alkaline (pH 10 – 11)
- Low foam formation
- Large cleaning effect
- Printing plate-friendly
- Completely water-soluble
- Residue-free cleaning
- Removes calcium deposits
- VOC × < 1.5 % (2010/75/EU)
- AOX-free
- Water hazard class 1
- Density 1.023 g/cm<sup>3</sup>

## CITOCLYN Uni Eco



CITOCLYN Uni Eco

CITOCLYN Uni Eco is a fast acting washing product for manual and automatic printing plate cleaning, machine cleaning as well as parts washing systems.

CITOCLYN Uni Eco is suitable for daily cleaning of anilox rollers and printing plates in flexographic printing machines. The grids are kept clean to ensure a uniform ink density is achieved.

- Not subject to mandatory hazard labelling under CLP
- Low foam formation
- Residue-free cleaning
- No sticking of the printing plates after cleaning
- Can be used in heated roller washing systems
- Recommended dilution with water 1:5 up to 1:10
- Maximum temperature for automatic washing systems 50 °C
- Certified as safe for the cleaning of printing plates and anilox rollers for the printing of food packaging (food contact materials)
  - ✓ Conform with sections 3 and 17 of EC No. 1935/2004 for food contact materials
  - ✓ Production reliability combined with product safety

Order no.	Description	Unit (Litre)
BMC02000	CITOCLYN Uni Eco	1000
BMC02001	CITOCLYN Uni Eco	1*
BMC02020	CITOCLYN Uni Eco	20
BMC02200	CITOCLYN Uni Eco	200
BMC02600	CITOCLYN Uni Eco	600

\* 1 Litre container for test purposes only

### CITOCLYN Uni Eco

- Not subject to mandatory hazard labelling under CLP
- Mildly alkaline (pH 8 – 9)
- Low foam formation
- Large cleaning effect
- Printing plate-friendly
- Completely water-soluble
- Residue-free cleaning
- Removes calcium deposits
- VOC-free (2010/75/EU)
- AOX-free
- Water hazard class 1
- Density 1.023 g/cm<sup>3</sup>

## CITOCLYN Base

CITOCLYN Base is an economic and efficient detergent for daily manual and automatic printing plate and anilox roller cleaning, machine cleaning and for parts washing systems.

The flexographic cleaner is ideally suitable for difficult to clean printing inks in flexographic printing. CITOCLYN Base is also a good choice for cleaning in ink preparation.

The convincing value for money makes CITOCLYN Base the optimum product for daily use in direct corrugated board printing with water-based printing inks.

Order no.	Description	Unit (Litre)
BMC08000	CITOCLYN Base	1000
BMC08001	CITOCLYN Base	1*
BMC08020	CITOCLYN Base	20
BMC08200	CITOCLYN Base	200
BMC08600	CITOCLYN Base	600

\* 1 Litre container for test purposes only

### CITOCLYN Base

- Recommended dilution with water 1:5 to 1:10
- Alkaline (pH 11.3)
- Fast cleaning effect
- Large cleaning capacity
- Printing plate-friendly
- Completely water-soluble
- Residue-free cleaning
- Corrosion inhibiting
- VOC × < 1.2 % (2010/75/EU)
- AOX-free
- Water hazard class 1
- Density 1.01 g/cm<sup>3</sup>



## CITOCLYN Man

CITOCLYN Man is a flexographic printing cleaner for removing dried-on printing ink from printing plates or anilox rollers by manual cleaning outside the printing machine.

- Residue-free drying
- Pure or diluted with water up to 1:10
- Maximum temperature for automatic washing systems 50 °C

Order no.	Description	Unit (Litre)
BMC03000	CITOCLYN Man	1000
BMC03001	CITOCLYN Man	1*
BMC03020	CITOCLYN Man	20
BMC03200	CITOCLYN Man	200
BMC03600	CITOCLYN Man	600

\* 1 Litre container for test purposes only

### CITOCLYN Man

- Highly alkaline (pH 13 – 14)
- Fast cleaning effect
- Large cleaning capacity
- Printing plate-friendly
- Completely water-soluble
- Residue-free cleaning
- VOC: x < 0.25 % (2010/75/EU)
- AOX-free
- Water hazard class 1
- Density 1.077 g/cm<sup>3</sup>

## CITOCLYN Anilox

CITOCLYN Anilox is an excellent washing agent for manual or automatic cleaning in external cleaning systems for anilox rollers.

- Outstandingly deep cleaning
- Low foam formation
- Can be used in heated roller washing systems
- Residue-free drying
- For manual cleaning pure or diluted with water up to 1:2
- Depending on the degree of soiling, leave to act for several minutes and then rinse off with clean water
- For automatic cleaning diluted with water up to 1:5
- Maximum temperature for automatic washing system 40 °C

Order no.	Description	Unit (Litre)
BMC04000	CITOCLYN Anilox	1000
BMC04001	CITOCLYN Anilox	1*
BMC04020	CITOCLYN Anilox	20
BMC04200	CITOCLYN Anilox	200
BMC04600	CITOCLYN Anilox	600

\* 1 Litre container for test purposes only

### CITOCLYN Anilox

- Highly alkaline (pH 13 – 14)
- Fast cleaning effect
- Outstandingly deep cleaning
- Maximum cleaning effect
- Low foam formation
- Completely water-soluble
- Residue-free cleaning
- Removes calcium deposits
- VOC: x < 3.0 % (2010/75/EU)
- AOX-free
- Water hazard class 1
- Density 1.06 g/cm<sup>3</sup>

## CITOCLYN Calyex

CITOCLYN Calyex is a manual cleaning agent for the removal of calcium and magnesium deposits. The washing product dissolves stubborn calcium and magnesium residues, removing them quickly and thoroughly from anilox rollers and accessories. CITOCLYN Calyex is also suitable for removing deposits in printing plate cleaning systems.

- No foaming
- Outstanding calcium dissolving capacity
- Easy handling
- Recommended dilution with water 1:1
- Compatible with stainless steel, chrome, ceramic, PE and PP

Order no.	Description	Unit (Litre)
BMC07000	CITOCLYN Calyex	1000
BMC07001	CITOCLYN Calyex	1
BMC07020	CITOCLYN Calyex	20
BMC07200	CITOCLYN Calyex	200
BMC07600	CITOCLYN Calyex	600

### CITOCLYN Calyex

- pH ~ 1.2
- Very good calcium dissolving capacity
- Easy handling
- Printing block-friendly
- Corrosion inhibiting
- No foaming
- VOC-free (2010/75/EU)
- AOX-free
- Water hazard class 1
- Density 1.05 g/cm<sup>3</sup>

## CITOCLYN UV

CITOCLYN UV is a cleaning agent for removing UV flexographic printing inks, dispersion inks and 2C varnishes from anilox rollers and printing plates.

- It is used pure and is suitable not only for manual cleaning but also for automatic washing systems. For manual cleaning, it can be applied on the printing plate or anilox roller using cloths or a spray can.
- For manual cleaning, depending on the degree of soiling, leave to act for several minutes and then wipe off with a lint-free cloth.
- Maximum temperature for automatic washing system 40 °C

Order no.	Description	Unit (Litre)
BMC05000	CITOCLYN UV	1000
BMC05001	CITOCLYN UV	1
BMC05020	CITOCLYN UV	20
BMC05200	CITOCLYN UV	200
BMC05600	CITOCLYN UV	600

### CITOCLYN UV

- pH neutral (pH 6 – 7)
- High cleaning effect
- Printing plate-friendly
- Residue-free cleaning
- Flashpoint 100 – 110 °C
- VOC-free (2010/75/EU)
- AOX-free
- Water hazard class 1
- Density 1.02 g/cm<sup>3</sup>



## FDS – Mix Direct mixing stations

### For safe and manual removal

The FDS – Mix Direct mixing stations are designed for manual removal of a CITOCLYN water mixture at various places in the company. This means that defined removal quantities can be controlled by the production management and employee safety is ensured when working with substances with high pH value.

The advantages:


- Can be used for different container sizes
- Uniform mix ratio
- Adjustable mix ratio
- Operation without electrical power
- Safe operation
- No backflow of cleaner into the drinking water

FDS – Mix Direct functions without electrical power and is simply connected to the water pipe. The water pressure acts as a driving force. In this way, the concentrate is drawn in, the required percentage is metered and is homogenised with the water in the mixing chamber. The quantity of injected product is always proportional to the water volume.

The mixing station is equipped with a non-return valve for environmentally friendly application; it ensures that cleaning mixture cannot flow back into the drinking water system.

Order no.	Description	Unit
BMC10001	FDS – Mix Direct mixing station for manual removal, adjustable mix ratio <b>1 – 10 %</b>	1 pc.
BMC10002	FDS – Mix Direct mixing station for manual removal, adjustable mix ratio <b>5 – 25 %</b>	1 pc.
BMC10003	FDS – Mix Direct mixing station for manual removal, adjustable mix ratio <b>1 – 10 %, for wall mounting</b>	1 pc.
BMC10004	FDS – Mix Direct mixing station for manual removal, adjustable mix ratio <b>5 – 25 %, for wall mounting</b>	1 pc.
BMC10007	FDS – Sediment filter in 5 × 2.5 inch, 10 micron	1 pc.

Can be used for different container sizes (200 litre drum, 600 litre IBC and 1,000 litre IBC)



## CITOCLYN Pressure Sprayers

For efficient and effective spraying and application of cleaning agents

The CITOCLYN Pressure Sprayers are available as mobile sprayers and hand-held sprayers. These are supplied with a complete set of CITOCLYN Safety Labels, so that the contents are easy to identify.

### CITOCLYN Pressure Sprayers (mobile)

Optimum for safe, economic and convenient use

The mobile pressure sprayers are made of stainless steel and are operated with compressed air. The compressed air produces uniform and efficient wetting of printing plates and anilox rolls. The mobile sprayers are equipped with an overpressure relief valve for maximum operating safety. Frequent refilling or manual pumping by hand is not necessary thanks to the container size and compressed air connection.

The result: more efficient, faster, more reliable and safer manual cleaning process.

Volume 16 l



Volume 24 l



Volume 50 l






Order no.	Description	CITOCLYN Cleaner					
		Uni Plus	Uni Eco	Base	Man	Anilox	UV
BMC10101	V2A, pH-value 4 – 11 Volume 16 l	✓	✓	-	-	-	✓
BMC10102	V2A, pH-value 4 – 11 Volume 24 l	✓	✓	-	-	-	✓
BMC10103	V4A, pH-value 2 – 14 Volume 24 l	✓	✓	✓	✓	✓	✓
BMC10104	V2A, pH-value 4 – 11 Volume 50 l	✓	✓	-	-	-	✓

Equipment:

- Content display
- 5 metre spiral hose
- 600 mm stainless steel lance
- Pressure gauge with stainless steel housing

## Accessories

	Description	Colour	Unit	Order no.
	Spiral hose for CITOCLYN Pressure Sprayers <ul style="list-style-type: none"> <li>• Polyamide, 6 × 8 mm Ø</li> <li>• 10 m stretched length</li> <li>• Connections on both sides</li> <li>• G 1/4" external thread</li> </ul>	Red	1 pc.	BMC10114
	Spiral hose for CITOCLYN Pressure Sprayers <ul style="list-style-type: none"> <li>• Polyamide, 6 × 8 mm Ø</li> <li>• 5 m stretched length</li> <li>• Connections on both sides</li> <li>• G 1/4" external thread</li> </ul>	Blue	1 pc.	BMC10119
	Hose for CITOCLYN Pressure Sprayers <ul style="list-style-type: none"> <li>• Polyamide, 8 × 12 mm Ø</li> <li>• 8 m stretched length</li> <li>• Connections on both sides</li> <li>• G 1/4" external thread</li> </ul>	Blue	1 pc.	BMC10124
	Nozzle Set 1 for CITOCLYN Pressure Sprayers Nozzle, bracket, filter		1 pc.	BMC10118

## CITOCLYN Stainless Steel Spray Lances

For ergonomic and safe working when spraying printing plates

Stainless steel spray lances are available in different lengths. The robust lances made of stainless steel and the high-quality fluororubber seals ensure a long life.

- Highly resistant seal
- 110° discharge fan nozzle
- Nozzle filter 50 mesh
- G 1/2" inside connection reduced to G 1/4"

Stainless Steel Spray Lance 750 mm



Stainless Steel Spray Lance 900 mm



Telescopic Stainless Steel Spray Lance



Order no.	Description	Length
BMC10105	Stainless steel lance	750 mm
BMC10106	Stainless steel lance	900 mm
BMC10107	Telescopic stainless steel lance	1,000 to 2,000 mm
BMC10120	Stainless steel spray gun	100 mm

## CITOCLYN Hand Sprayer

Ideal for applying small quantities


By using the CITOCLYN Pump Spray Bottle, the cleaning agent is applied uniformly and is sprayed finely and reliably.

Simple function: Manual pumping generates a pressure in the container. No overpressure thanks to the safety valve.

By simultaneously pressing the release, a press of the thumb on the spray button is sufficient for reliable spraying of the CITOCLYN Cleaning Agent.



Order no.	Description	Volume	CITOCLYN Cleaner				
			Uni Plus	Uni Eco	Man	Anilox	UV
BMB00014	Hand Sprayer	1 l	✓	✓	✓	✓	✓



## CITOCLYN Accessories

### CITOCLYN Pump Sets

Specially preassembled pump sets for pumping CITOCLYN Cleaning Agents

Available in 200 litre drums, 600 litre or 1,000 litre IBCs. Can be dismantled into two pieces for fast and easy cleaning.

Optional screw covers in DN 150 and DN 225, with G 2" opening for fixing the drum pump, are available for fixing in the 600 and 1,000 litre IBCs and screw covers.

Description		200 litre drum	600 litre IBC	1,000 litre IBC
Pump set	1000 mm	BMC10011	-	-
	1200 mm	-	BMC10012	BMC10012
Cover	150 mm	-	BMC10013	BMC10013
	225 mm	-	BMC10014	-


	200 litre drum	600 litre IBC	1,000 litre IBC
<b>BMC10011</b> CITOCLYN Pump Set for 200 Litre drum	<ul style="list-style-type: none"> <li>• Drum pump collector motor, 230 V, 50 Hz, 500 W, IP24 with undervoltage release and speed adjustment, 5 m cable, 2-pin plug</li> <li>• Discharge outlet: G 1 1/4 A</li> <li>• Outside Ø: 40 mm</li> <li>• Immersion depth: 1,000 mm</li> <li>• PVC hose DN 19, 2 m long</li> <li>• PP nozzle, EPDM seals</li> <li>• PP drum fitting with G 2 A external thread, PP</li> </ul>	<b>BMC10012</b> CITOCLYN Pump Set for 600 and 1,000 litre IBCs	<ul style="list-style-type: none"> <li>• Drum pump collector motor, 230 V, 50 Hz, 500 W, IP24 with undervoltage release and speed adjustment, 5 m cable, 2-pin plug</li> <li>• Discharge outlet: G 1 1/4 A</li> <li>• Outside Ø: 40 mm</li> <li>• Immersion depth: 1,200 mm</li> <li>• PVC hose DN 19, 2 m long</li> <li>• PP nozzle, EPDM seals</li> <li>• PP drum fitting with G 2 A external thread, PP</li> </ul>



## CITOCLYN Spill Trays

### Optimum for safe storage of drums or IBCs

The spill trays contain cleaning agents in the event of accidental leaks or leaks when removing/transferring the contents. Easy to transport with a forklift truck or pallet truck. The steel trays have a dimensionally stable structure and have a galvanised grid platform. The installation site must be horizontal and protected from the rain, where possible.



Order no.	Description	Size	Weight	Volume
BMC10108	Steel spill tray For 1 drum 180 – 220 litre	1000 × 850 × 300 mm	63.3 kg	0.270 m <sup>3</sup>
BMC10109	Steel spill tray For 1 IBC 600 – 1,000 litre	1350 × 1350 × 620 mm	183 kg	1.422 m <sup>3</sup>

## CITOCLYN Cleaning Equipment

The set is the ideal addition to our Pressure sprayers.



Order no.	Description
BMC10110	CITOCLYN Printing Plate Cleaning Brush Set 280/1,250 Set consisting of: <ul style="list-style-type: none"> <li>• CITOCLYN Printing Plate Cleaning Brush 280 (BMC10111)</li> <li>• CITOCLYN Printing Plate Cleaning Brush Aluminium Telescopic Rod 72 – 125 cm (BMC10112)</li> </ul>
BMC10111	CITOCLYN Printing Plate Cleaning Brush 280 <ul style="list-style-type: none"> <li>• Size 280 × 110 × 135 mm</li> <li>• Bristle length 74 mm</li> <li>• Weight 415 g</li> </ul>
BMC10112	CITOCLYN Printing Plate Cleaning Brush Aluminium Telescopic Rod 72 – 125 cm <ul style="list-style-type: none"> <li>• Aluminium telescopic rod is continuously adjustable from 72 to 125 cm</li> <li>• Tube diameter 26 mm / 20 mm</li> <li>• Special handle grip with stop edge to prevent slipping through</li> <li>• Weight 350 g</li> </ul>


Unit: 1 pc.

## CITOCLYN Cleaning Sponge


The pressed viscose sponge for gentle cleaning of printing plates is characterised by its very high capacity for cleaning agent mixture and printing ink. It retains the liquid until the maximum capacity is reached. The compressed sponge has a very high tensile strength. Its pressed shape means that the sponge needs little storage space. The printing plate cleaning sponge is machine washable with detergents up to 95 °C and is 100 % biodegradable.



Order no.	Description	Unit
BMC10113	CITOCLYN Cleaning Sponge <ul style="list-style-type: none"> <li>• Pressed Viscose Sponge</li> <li>• 135 × 90 × 37 mm</li> </ul>	10 pcs.



Envelope Feeder





## Envelope Feeder SUPERFEEDER for offset printing

The latest generation of envelope feeders allows unimagined improvements in productivity.

The SUPERFEEDER convinces through its sturdy design as well as the uncomplicated and fast set up on all small-format printing presses.

You can process all common envelope formats at maximum machine speed with the SUPERFEEDER.




Order no.	Description	Unit
BWA00001	SUPERFEEDER Envelope Feeder	1 pc.
BWA00002	Additional front plate for single sheet printing press with photocell	1 pc.
BWA00003	Delivery belt for SUPERFEEDER 1.1 m	1 pc.
BWA00004	Delivery belt for SUPERFEEDER, extra long 1.6 m	1 pc.



[www.cito.de/vid/superfeeder](http://www.cito.de/vid/superfeeder)





Measuring devices for optimum  
production and testing processes

## CITO ProcessLine

## Overview ProcessLine



### Colour Measuring Devices

DenCITOmeter  
SpectraldenCITOmeter



### Crease Measuring Devices

CITO CREAMY  
CITO CounterControl  
CITO CORRCHECK



### Corrugated Board Measuring Devices

CITO CORRCHECK



### Braille Measuring Devices

CITO BREYE



## Colour Measuring Devices

### DenCITOMeter

The measurement and control of your printing process has never been so easy. The DenCITOMeter is the perfect device for use with the printing machine. It provides exactly those measurement functions which are needed with the printing machine, quickly and easily: density, dot gain value, dot value and balance.

Technical data:

- Zeroing to paper white
- Measurement of density values
- Measurement of dot gain values
- Measurement of the dot value
- Measurement of density and balance difference
- Setting for calibration
- Setting of absolute or relative density
- Power supply by 2 AA (LR6) batteries (not included in the scope of delivery)
- Tolerances:  $\pm 0.01$  density,  $\pm 1$  % tonal value



Order no.	Description	Version	Unit
BYG00108	DenCITOMeter, EPL	Offset, with polarising filter, 3 mm	1 pc.
BYG00109	DenCITOMeter, EPS	Offset, with polarising filter, 2 mm	1 pc.
BYG00120	DenCITOMeter, TPS	Offset, USA/UK, with polarising filter, 2 mm	1 pc.



## SpektraldenCITOMeter



The measurement and control of your printing process has never been so easy. The SpektraldenCITOMeter is the perfect device for use with the printing machine. It provides exactly those measurement functions which are needed with the printing machine, quickly and easily: density, dot gain value, dot value, balance and Delta E 2000.

Technical data:

- Zeroing to paper white
- Measurement of density values
- Measurement of dot gain values
- Measurement of the dot value
- Measurement of density and balance difference
- Measurement of Delta E 2000
- Setting for calibration
- Setting of absolute or relative density
- Power supply by 2 AA (LR6) batteries (not included in the scope of delivery)
- Tolerances:  $\pm 0.01$  density,  $\pm 1\%$  tonal value, 0.5 Delta E

Order no.	Description	Version
BYG00100	SpektraldenCITOMeter, EPL	Offset, EU, with polarising filter, 3 mm
BYG00101	SpektraldenCITOMeter, EPS	Offset, EU, with polarising filter, 2 mm
BYG00102	SpektraldenCITOMeter, EUL	Flexo, EU, with polarising filter, 3 mm
BYG00103	SpektraldenCITOMeter, EUS	Flexo, EU, without polarising filter, 2 mm
BYG00104	SpektraldenCITOMeter, TPL	Offset, USA/UK, with polarising filter, 3 mm
BYG00105	SpektraldenCITOMeter, TPS	Offset, USA/UK, with polarising filter, 2 mm
BYG00106	SpektraldenCITOMeter, TUL	Flexo, USA/UK, without polarising filter, 3 mm
BYG00107	SpektraldenCITOMeter, TUS	Flexo, USA/UK, without polarising filter, 2 mm

Unit: 1 pc.





## Crease Measuring Devices

### CITO CREASY

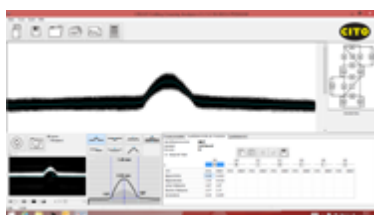
Our crease measuring device enables you to monitor creasing characteristics. It supports you during setup on the press, resulting in superior creasing and a longer service life for your tooling and creasing matrices.

CITO CREASY is a measuring device that optically records creasing characteristics and uses software to analyse these on your PC or laptop. It graphically records the width, height and symmetry characteristics of the creasing and the two folding edges, analyses these and documents them by issuing a report. This guarantees optimised converting on the folding carton gluing machine.

With the CITO CREASY you can also measure impressions or monitor the angularity of assembled folding cartons.

Technical data:

- Measures the creasing characteristics
- Measures the folding angle
- Checks the height of creasing
- Checks the width of creasing
- Checks the folding edge to the left and right
- Documents the checks in the form of a PDF quality report
- Documents the statistics in the form of a PDF quality report
- Tolerance: 0.003 mm depth measurement



Order no.	Description	Unit
BOB00040	CITO CREASY Basic	1 pc.
BOB00041	CITO CREASY Premium	1 pc.
BOB00042	CITO CREASY Upgrade from Basic to Premium	1 pc.
BOB00044	CITO CREASY Power Crease Update	1 pc.
BOB00045	CITO CREASY Power Box	1 pc.
AOB00059	CITO CREASY E-Guide Pro 2	1 pc.
BOB00048	CITO CREASY 3D View	1 pc.
BOB00049	CITO CREASY LaserCrease	1 pc.
BOB00050	CITO CREASY Rule Upgrade	1 pc.
AOB00061	CITO CREASY E-Guide Pro 2 Package	1 pc.
AOB00044	CITO CREASY E-Guide Pro Film, printed CITO CREASY E-Guide Pro 2 Film, printed	1 pc.
BOB00060	CITO CREASY Upgrade for 5.x Software	1 pc.

## CITO CREASY Extensions

### CITO CREASY LaserCrease

The LaserCrease add-on displays the exact measured values of laser-created folding cartons.



### CITO CREASY Power Crease

With the Power Crease extension for the CITO CREASY Premium, you can now measure and check creases on the side of the crease line.




### CITO CREASY Power Box

With our Power Box extension for the CITO CREASY Premium measuring device, you can check the angularity of score lines and finished boxes.




### CITO CREASY E-Guide Pro 2

With the aid of the E-Guide Pro 2, you can measure, check and optimise embossments and blind embossments in solid board.





## CITO CounterControl



CITO CounterControl is an optical, non-contact measurement system for monitoring the width and depth of the creasing channel in Pertinax and the counter plate.

Reduce costs resulting from measurement errors by using CITO CounterControl. Optimise and secure your production process.

CITO CounterControl allows you to test the wear on Pertinax from repeated operations and thus prevent machine downtime in advance.


This measuring system makes it possible to achieve consistent measuring accuracy, independent of the operator. Complaints and measurement errors are now a thing of the past.

As an option, the measuring system is available equipped with a laptop computer.

Technical data:

- Measures the creasing channel depth
- Measures the creasing channel width
- Measures the radius at the floor of the creasing channel
- Measures the angle at the floor of the creasing channel
- Documents the measurements in the form of a PDF quality report
- Tolerance: 0.003 mm depth measurement
- Measuring width from 0.01 up to 8 mm
- Measuring depth from 0.001 up to 3 mm

Order no.	Description	Unit
BYG00112	CITO CounterControl	1 pc.



## Corrugated Board Measuring Devices

### CITO CORRCHECK


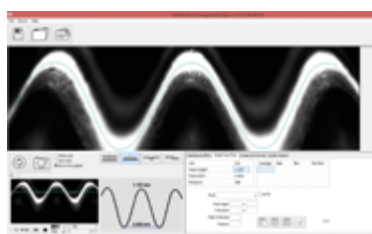
CITO CORRCHECK is an optical, non-contact measuring system to check the mechanical washboard effect, flute profiles of open flutes and the creasing process in corrugated board production.

Reduce high costs resulting from maculation with CITO CORRCHECK. CITO CORRCHECK is the technical measuring solution to the problem of washboarding.

For the first time, this measuring system makes it possible to measure the washboard effect on original sheets, without having to take into account the considerable effort and cost of preparing measurement samples. Where there are deviations from the nominal values, the appropriate remedial action can be taken immediately.

Technical data:

- Measures the flute profile
- Measures the washboard effect
- Measures the creasing
- Measures scoring
- Tolerance: 0.003 mm depth measurement
- Tolerance: 0.001 mm washboard effect



Order no.	Description	Details	Unit
BYG00111	CITO CORRCHECK	Measurement of flute, washboard, creasing	1 pc.



## Braille Measuring Devices

### CITO BREYE

The CITO BREYE is connected to a PC via USB. It takes 3D images of the sample which are then transmitted to the PC for analysis.

The software analyses the Braille dots and gives the height, the base diameter and the positioning of the dots. The measurement readings are collected and statistically analysed. A quality report can be saved and printed out. CITO BREYE can be used at various stages of the production process:


- on the embossing press
- after the packaging is glued
- in the QA department

CITO BREYE is a reliable, portable measuring device which checks and documents the measurement data according to DIN EN 15823. The dots themselves are not damaged by this process.

The measurement readings are automatically saved in the form of a report and are therefore tamper-proof. The report can be called up at any time.

Technical data:

- Measures the dot height
- Measures the dot width
- Measures the dot spacing
- Conforms to DIN EN 15823
- Documents the checks in the form of a PDF quality report
- Documents the statistics in the form of a PDF quality report
- Tolerance:  $\pm 0.01$  mm



Order no.	Description	Details	Unit
BYG00110	CITO BREYE	Measurement of braille dots	1 pc.





Expertise and support for optimum application

## CITO KnowHow

## Overview KnowHow



### CITO Online Seminars

Diecutting technology and diemaking  
Flexoprinting  
Test and measuring equipment



### CITO Inhouse Training and Workshops

Individual and personal training in your company





## CITO Online Seminars

### Know-how for your success!

In addition to high-quality and efficient products, you also receive sound and up-to-date knowledge for optimum application. We are pleased to pass on our know-how to you. Benefit from our experience in the development and use of the products and solutions. So that you increase the overall output of your company, create additional resources and achieve results that impress your customers.



[www.cito.de/seminars](http://www.cito.de/seminars)

### CITO Online Seminars:

- ✓ Up-to-date knowledge and technology – application-oriented, practical, comprehensive
- ✓ Detailed and clear explanations – modern design with videos and animations
- ✓ Know-how 24/7 – available online at anytime and anywhere

### Current CITO Online Seminars:

- ✓ Diecutting technology and diemaking
- ✓ Flexoprinting
- ✓ Test and measuring equipment



## CITO Inhouse Training and Workshops

### Individual and personal training in your company

CITO offers you not only high-quality and sophisticated products, but also complete solutions for your daily work and daily challenges. To enable you, as a professional, to always be up to date with the state of the art, we offer you customised in-house training courses in the field of diecutting technology. They will enable you to improve your team's specialist knowledge and skills in the production environment.

In this respect, we place emphasis on a holistic approach, wide participation from all departments involved and, if possible, the consolidation of knowledge through coordinated repetitions. Our application engineers create the training content so that it is optimally adapted to your workflow and production processes. Thus you can be sure that the content is precisely tailored to your requirements and that the implementation and application is ensured, even in the long term.




[www.cito.de/inhouse-training](http://www.cito.de/inhouse-training)





Please activate the QR Code  
for additional information.



[www.cito.de](http://www.cito.de)